

**YOUR #1 SOURCE FOR
SUPERIOR QUALITY
PERFORMANCE PARTS**

CHASSIS SHOP
PERFORMANCE PRODUCTS

MANUFACTURER
AND DISTRIBUTOR
OF QUALITY
PERFORMANCE PARTS
FOR LAND, AIR, AND WATER



**YOUR #1 SOURCE FOR
SUPERIOR QUALITY
PERFORMANCE PARTS**

TECHNOLOGY

In an industry driven by technology, we continue to set the standard for precision building components and supplies. For over two decades, we have earned a solid reputation as a leader in the performance market.



QUALITY

We provide superior service, quality products, and competitive pricing. With the globalization associated in business today, our core commitment remains the same - **Quality**. Featured in this new catalog you will find only premium quality products, chosen to compliment one another.



SERVICE

Give us a call - our staff of seasoned pros are here to help provide you with a competitive advantage, and the economy of one stop shopping. It is our goal to embrace change and be responsive to you as we strive to meet and exceed your needs.



CONTACT INFORMATION

TOLL FREE: 800-530-9494

Call our toll free order line at 800-530-9494 for quick, friendly service and processing of your order. Order line open Monday-Friday, 9 AM - 5 PM EST

FAX: 231-873-0218

Fax your order 24 hours a day for convenient processing. Make sure to include your phone #, fax #, company information, part numbers, and shipping requirements. All orders received via fax are confirmed via fax.

WEBSITE: www.ChassisShop.com

Our recently revised E-Commerce website provides simplified ordering and "real time" information. Also, find product information, photos, and answers to technical questions. Have additional questions, email us at tech@ChassisShop.com.

TECH LINE: 231-873-3640

Get the expert technical help you need by calling 231-873-3640. Our staff combines years of racing experience and engineering knowledge. Tech line open Monday-Friday, 9 AM - 5 PM EST. Tech questions can also be emailed to tech@ChassisShop.com.

MAIL:

Orders and questions can be mailed to us at:
The Chassis Shop Perf. Prod. Inc.
1931 N. 24th Avenue
Mears, MI 49436

SHOWROOM:

We are located near the Silver Lake Sand Dunes on the beautiful Lake Michigan Shoreline. Browse our showroom open Monday-Friday, 9 AM -5 PM EST.



TABLE OF CONTENTS

Tubing / Plate	65	Pedals
1 Drop Boxes, Plate, Welding Rod	66	Brake Calipers, Brake Pads
2 Tubing	69	Residual, Proportioning Valves
4 Chromoly Bar	70	Brake Fittings, Brake Locks
Chassis Fabrication	71	Disc Brakes
5 Custom Bend Information	Cables / Accessories	
7 Pre-bent Tubing	78	Cables
9 Tube Adapters	79	Cable Hardware
11 Jam Nuts, Nylocks, Washers	81	Chute Cable Kit
12 Rod Ends	Exhaust / Intake	
14 Rod End Accessories	82	Bends, Donuts
15 Tabs, Brackets	83	Combo Bends, Straight Tubing
22 Motor Plates and Accessories	84	Blow Off Valve, Intakes
Body Fabrication	85	Flanges, Gaskets
25 Panel Fasteners and Accessories	Plumbing	
28 Clecos	86	Weld In Bungs
29 Access Doors, Latches, Seats	87	Hose, Flame Guard
30 NACA Ducts	88	Clamps, Separators, Wrenches
31 Dragster Noses, Windscreens	89	Hose Ends
32 Canards, Front Wings	92	Pipe Adapters, Teflon Tape
33 Rear Wings	94	AN Adapters
34 Wing Strut Kits	96	O-rings, Seals, Washers
35 Slot Clevises, Quick Pins	97	Filters, Shut Offs
36 CO2 Bottles	98	Hard Line, Pre Assembled Hose
37 Clamps, Mounts	99	Steel Hose Ends
38 Bottle Mounts	100	Steel Pipe Adapters
39 Fill Caps	102	Tech Information
Driveline / Suspension	Electrical	
41 Lateral Limiter, Torsion Kits	104	Timing, Wiring
42 Wheel Adapters, Housing Ends	105	Fuse Centers, Switch Panels
43 Shocks	107	Wire
46 Springs	108	Connectors, Switches
Steering / Controls	109	Battery Connectors
47 Steering Shaft Kits, Front Axles	110	Gauges
48 Spindles, Hubs	120	Gauge Accessories
49 Anti Push Backs, U-Joints	Safety	
50 Steering Wheels	121	Belts, Restraints
51 Quick Releases	124	Parachutes
52 Rack N Pinions, Steering Bearings	125	Chute Cable Kit
53 Rack N Pinions	Apparel / Manuals	
Brakes / Hydraulics	126	Chassis Shop Apparel
55 Master Cylinders, Slave Cylinders	127	Pro-Werks Apparel, Manuals
58 Master Cylinder Reservoir	Trailer Accessories	
59 Hand Brakes	128	Cradles, Stabilizers
60 Brake Levers, Control Levers	129	Tie Downs
61 Brake Pedals		

TUBING/PLATE

ALUMINUM PLATE

Aluminum plate is 6061-T6, ideal for fabricating mounting plates and lightweight brackets.



Aluminum



Chromoly

CHROMOLY PLATE

Chromoly plate is aircraft 4130 condition N, perfect for fabbing those custom brackets for your project.

PART #	SIZE	THICKNESS	#/ SQ. FT.	PRICE
6061-18	12" x 12"	.125"	1.76	\$13.01
6061-316	12" x 12"	.190"	2.68	\$19.82
6061-14	12" x 12"	.250"	3.52	\$25.14
6061-38	12" x 12"	.375"	5.36	\$56.54
C52-302	24" x 24"	.250"	3.52	\$93.95
C52-303	24" x 24"	.375"	5.36	\$139.95

DROP BOX

An assortment of our chromoly "drop" pieces of tubing. Each 10# box may contain an assortment of round, square, rectangle or streamline tubing, and bar or plate. These drop boxes are very useful for a variety of projects. Subject to availability.



PART #	DESCRIPTION	PRICE
C63-001	CHROMOLY DROP BOX	\$29.95

ALUMINUM DROP BOX

This assortment box of aluminum contains 10# of random pieces of plate, bar, or tubing. The aluminum alloy is undetermined. These drop boxes are useful for a variety of projects. Subject to availability.



PART #	DESCRIPTION	PRICE
C63-004	Aluminum DROP BOX	\$29.95

PART #	SIZE	THICKNESS	#/ SQ. FT.	PRICE
4130-116-9-12	9" x 12"	.063"	2.57	\$18.96
4130-116-18-36	18" x 36"	.063"	2.57	\$113.76
4130-116-18-72	18" x 72"	.063"	2.57	\$227.52
4130-332-9-12	9" x 12"	.090"	3.67	\$24.21
4130-332-18-36	18" x 36"	.090"	3.67	\$145.26
4130-332-18-72	18" x 72"	.090"	3.67	\$290.52
4130-18-9-12	9" x 12"	.125"	5.1	\$35.30
4130-18-18-36	18" x 36"	.125"	5.1	\$211.80
4130-18-18-72	18" x 72"	.125"	5.1	\$423.60
4130-316-9-12	9" x 12"	.190"	7.75	\$41.35
4130-316-18-36	18" x 36"	.190"	7.75	\$248.10
4130-316-18-72	18" x 72"	.190"	7.75	\$496.20
4130-14-9-12	9" x 12"	.250"	10.21	\$50.53
4130-14-18-36	18" x 36"	.250"	10.21	\$303.18
4130-14-18-72	18" x 72"	.250"	10.21	\$606.36

Note: Cut tolerance on this material is + or - 1/4".

WELDING FILLER ROD

This #65 triple deoxidized filler rod is the choice of many leading chassis builders for chromoly and mild steel tig welding. Aluminum filler rod is available for two different applications.



#65 FILLER ROD				
PART #	SIZE	APPLICATION	# PCS/ BUNDLE	PRICE
C73-002	1/16" x 36"	*	34	\$5.99
C73-004	3/32" x 36"	*	14	\$5.99

ALUMINUM FILLER ROD				
PART #	SIZE	APPLICATION	# PCS/ BUNDLE	PRICE
C73-006	1/16" x 36"	3003 ALUM ALLOYS	75	\$13.99
C73-007	3/32" x 36"	3003 ALUM ALLOYS	40	\$13.99
C73-008	1/16" x 36"	5052, 6061 ALUM ALLOYS, 6061 TO 3003, MOST CASTINGS	75	\$13.99
C73-009	3/32" x 36"	5052, 6061 ALUM ALLOYS, 6061 TO 3003, MOST CASTINGS	40	\$13.99

*When properly used this material is compatible with mild steel to mild steel, chromoly to chromoly, and mild steel to chromoly.

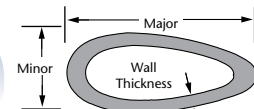
Note: All welding should be performed by a trained and experienced welder.

TUBING

STREAMLINE CHROMOLY TUBING

PART #	MAJOR	MINOR	WALL THICKNESS	LBS. PER FOOT	1'-16' (PER FOOT)	1 FULL LENGTH (PER FOOT)	2 FULL LENGTHS (PER FOOT)	3-4 FULL LENGTHS (PER FOOT)	5+ FULL LENGTHS (PER FOOT)
41-1012-428-035	1.012"	.428"	.035"	.2687	\$15.48	\$12.48	\$11.64	\$10.92	\$10.08
41-1180-500-035	1.180"	.500"	.035"	.3140	\$16.56	\$13.20	\$12.36	\$11.52	\$10.80
41-1349-571-049	1.349"	.571"	.049"	.4977	\$24.96	\$20.04	\$18.72	\$17.52	\$16.20
41-1685-714-049	1.685"	.714"	.049"	.6285	\$27.96	\$22.32	\$21.00	\$19.56	\$18.12
41-1685-714-065	1.685"	.714"	.065"	.6914	\$30.48	\$24.36	\$22.92	\$21.36	\$19.80
41-2023-857-049	2.023"	.857"	.049"	.7593	\$37.22	\$29.88	\$27.96	\$26.16	\$24.24
41-2023-857-065	2.023"	.857"	.065"	.9962	\$30.84	\$24.60	\$23.04	\$21.60	\$20.04
41-2360-1-049	2.360"	1.0"	.049"	.8902	\$53.64	\$42.96	\$40.20	\$37.56	\$34.92
41-2360-1-058	2.360"	1.0"	.058"	1.170	\$74.52	\$59.64	\$55.92	\$52.20	\$48.48
41-2697-1143-049	2.697"	1.143"	.049"	1.021	\$45.60	\$36.48	\$34.20	\$31.92	\$29.64
41-3372-1429-049	3.372"	1.429"	.049"	1.283	\$45.96	\$36.72	\$34.44	\$32.16	\$29.88

Streamline tubing random length is 10'-24'. See notes on page 4 regarding lengths and shipping.



SQUARE & RECTANGULAR CHROMOLY TUBING


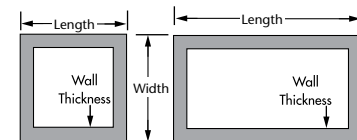
SQUARE

PART #	SIZE	WALL THICKNESS	LBS. PER FOOT	1'-16' (PER FOOT)	1 FULL LENGTH (PER FOOT)	2 FULL LENGTHS (PER FOOT)	3-4 FULL LENGTHS (PER FOOT)	5+ FULL LENGTHS (PER FOOT)
41-34-34-058	3/4" x 3/4"	.058"	0.5454	\$9.72	\$7.80	\$7.32	\$6.84	\$6.36
41-1-1-065	1" x 1"	.065"	0.8265	\$9.84	\$7.92	\$7.44	\$6.96	\$6.48

RECTANGULAR


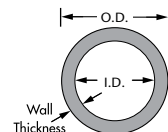
PART #	SIZE	WALL THICKNESS	LBS. PER FOOT	1'-16' (PER FOOT)	1 FULL LENGTH (PER FOOT)	2 FULL LENGTHS (PER FOOT)	3-4 FULL LENGTHS (PER FOOT)	5+ FULL LENGTHS (PER FOOT)
41-112-1-065	1-1/2" x 1"	.065"	1.0480	\$12.12	\$9.72	\$9.12	\$8.52	\$7.92
41-134-1-065	1-3/4" x 1"	.065"	1.1580	\$18.12	\$14.52	\$13.56	\$12.60	\$11.76
41-2-1-065	2" x 1"	.065"	1.2680	\$13.56	\$10.80	\$10.20	\$9.48	\$8.76

Only sizes above available. See notes on page 4 regarding lengths and shipping.



ROUND TUBING

We offer a large, in stock selection of Threadable, Mild Steel, and Aluminum Round Tubing. Use chart at right to determine O.D. and I.D. size requirements.



THREADABLE (1020-1026 DOM MILD STEEL)

PART #	O.D.	WALL THICKNESS	LBS PER TAP SIZE	PER FOOT	1'-16' (PER FOOT)	1 FULL LENGTH (PER FOOT)	2 FULL LENGTHS (PER FOOT)	3-4 FULL LENGTHS (PER FOOT)	5+ FULL LENGTHS (PER FOOT)
10-34-156	3/4"	.156"	1/2-20 NF*	.9897	\$5.52	\$4.44	\$4.20	\$3.84	\$3.60
10-78-156	7/8"	.156"	5/8-18 NF**	1.198	\$8.16	\$6.48	\$6.12	\$5.76	\$5.28
10-1-156	1"	.156"	3/4-16 NF	1.406	\$7.08	\$5.64	\$5.28	\$4.92	\$4.56

* Requires pilot drilling to 29/64".
** Requires pilot drilling to 37/64".

Random length is 17' - 24'. See notes on page 4 regarding lengths and shipping.



MILD STEEL (1010-WELDED SEAM)

PART #	O.D.	WALL THICKNESS	I.D.	LBS. PER FOOT	1'-16' (PER FOOT)	1 FULL LENGTH (PER FOOT)	2 FULL LENGTHS (PER FOOT)	3-4 FULL LENGTHS (PER FOOT)	5+ FULL LENGTHS (PER FOOT)
10-1-065	1"	.065"	.870"	0.6491	\$2.88	\$2.28	\$2.16	\$2.04	\$1.92
10-114-083	1-1/4"	.083"	1.084"	1.034	\$2.28	\$1.80	\$1.68	\$1.56	\$1.44
10-112-095	1-1/2"	.095"	1.310"	1.426	\$3.60	\$2.88	\$2.76	\$2.52	\$2.40
10-158-134*	1-5/8"	.134"	1.357"	2.134	\$9.12	\$7.32	\$6.84	\$6.36	\$5.88

* This material is 1020-1026 DOM

Random length is 17' - 24'. See notes on page 4 regarding lengths and shipping.

ALUMINUM (6061-T6)

PART #	O.D.	WALL THICKNESS	I.D.	LBS. PER FOOT	1'-11' (PER FOOT)	1 FULL LENGTH (PER FOOT)	2 FULL LENGTHS (PER FOOT)	3-4 FULL LENGTHS (PER FOOT)	5+ FULL LENGTHS (PER FOOT)
60-38-058	3/8"	.058"	.259"	0.0694	\$1.56	\$1.20	\$1.20	\$1.08	.96
60-12-058	1/2"	.058"	.384"	0.0962	\$2.04	\$1.68	\$1.56	\$1.44	\$1.32
60-34-058	3/4"	.058"	.643"	0.1506	\$2.64	\$2.16	\$2.04	\$1.80	\$1.68
60-78-065	7/8"	.065"	.745"	0.1979	\$3.00	\$2.40	\$2.28	\$2.16	\$1.92
60-1-065	1"	.065"	.870"	0.2295	\$3.24	\$2.64	\$2.40	\$2.28	\$2.16
60-1-083	1"	.083"	.834"	0.2866	\$3.72	\$3.00	\$2.76	\$2.64	\$2.40
60-2-065	2"	.065"	1.870"	0.4743	\$6.60	\$5.28	\$4.92	\$4.68	\$4.32
60-212-065	2-1/2"	.065"	2.370"	0.5196	\$8.76	\$6.96	\$6.60	\$6.12	\$5.64

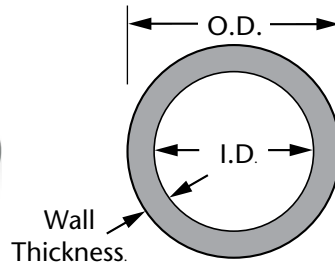
Standard full length is 12', may be cut to order.

TUBING

We specialize in "Domestic Drawn" premium material, processed in the U.S.A.

ROUND CHROMOLY TUBING

In addition to our specialty shapes, we offer a large selection of premium quality round chromoly tubing. The round chromoly is 41 30 condition N and built to MIL T 6736 B specs. We purchase this material in large quantities and pass the savings on to you. Our large in stock inventory is priced right for small orders with additional discounts on full lengths, quantity discounts as listed. See page 4 for information on lengths and shipping.



PART #	O.D.	WALL THICKNESS	I.D.	LBS. PER FOOT	1'-16' (PER FOOT)	1 FULL LENGTH (PER FOOT)	2 FULL LENGTHS (PER FOOT)	3-4 FULL LENGTHS (PER FOOT)	5+ FULL LENGTHS (PER FOOT)
41-516-035	5/16"	.035"	.243"	0.1039	\$4.56	\$3.60	\$3.48	\$3.24	\$3.00
41-38-035	3/8"	.035"	.305"	0.1271	\$4.44	\$3.60	\$3.36	\$3.12	\$2.88
41-38-049	3/8"	.049"	.277"	0.1706	\$4.44	\$3.60	\$3.36	\$3.12	\$2.88
41-38-058	3/8"	.058"	.259"	0.1964	\$4.68	\$3.72	\$3.48	\$3.24	\$3.00
41-12-035	1/2"	.035"	.430"	0.1738	\$4.20	\$3.36	\$3.12	\$3.00	\$2.76
41-12-049	1/2"	.049"	.402"	0.236	\$3.24	\$2.64	\$2.40	\$2.28	\$2.16
41-12-058	1/2"	.058"	.384"	0.2738	\$4.32	\$3.48	\$3.24	\$3.00	\$2.88
41-12-065	1/2"	.065"	.370"	0.302	\$4.56	\$3.60	\$3.36	\$3.12	\$2.88
41-12-083	1/2"	.083"	.334"	0.3696	\$3.72	\$2.88	\$2.76	\$2.52	\$2.40
41-12-120	1/2"	.120"	.260"	0.487	\$7.08	\$5.64	\$5.28	\$4.92	\$4.56
41-58-035	5/8"	.035"	.555"	0.2205	\$2.40	\$1.92	\$1.80	\$1.68	\$1.56
41-58-049	5/8"	.049"	.527"	0.3014	\$3.12	\$2.52	\$2.40	\$2.16	\$2.04
41-58-058	5/8"	.058"	.509"	0.3512	\$3.84	\$3.12	\$2.88	\$2.64	\$2.52
41-58-065	5/8"	.065"	.495"	0.3888	\$3.72	\$2.88	\$2.76	\$2.52	\$2.40
41-58-083	5/8"	.083"	.459"	0.4805	\$5.04	\$4.08	\$3.84	\$3.60	\$3.36
41-58-120	5/8"	.120"	.385"	0.6472	\$7.56	\$6.00	\$5.64	\$5.28	\$4.92
41-34-035	3/4"	.035"	.680"	0.2673	\$2.64	\$2.16	\$2.04	\$1.92	\$1.80
41-34-049	3/4"	.049"	.652"	0.3668	\$3.36	\$2.76	\$2.52	\$2.40	\$2.16
41-34-058	3/4"	.058"	.634"	0.4287	\$4.20	\$3.36	\$3.12	\$2.88	\$2.76
41-34-065	3/4"	.065"	.620"	0.4755	\$4.80	\$3.84	\$3.60	\$3.36	\$3.12
41-34-083	3/4"	.083"	.584"	0.5913	\$3.96	\$3.12	\$3.00	\$2.76	\$2.52
41-34-120	3/4"	.120"	.510"	0.8074	\$5.40	\$4.32	\$4.08	\$3.72	\$3.48
41-78-035	7/8"	.035"	.805"	0.314	\$3.00	\$2.40	\$2.28	\$2.04	\$1.92
41-78-049	7/8"	.049"	.777"	0.4323	\$3.12	\$2.52	\$2.28	\$2.16	\$2.04
41-78-058	7/8"	.058"	.759"	0.5061	\$4.20	\$3.36	\$3.12	\$3.00	\$2.76
41-78-065	7/8"	.065"	.745"	0.5623	\$3.96	\$3.12	\$3.00	\$2.76	\$2.52
41-78-083	7/8"	.083"	.709"	0.7021	\$4.08	\$3.24	\$3.12	\$2.88	\$2.64
41-78-120	7/8"	.120"	.635"	0.9676	\$6.72	\$5.40	\$5.04	\$4.68	\$4.44
41-1-035	1"	.035"	.930"	0.3607	\$3.48	\$2.76	\$2.64	\$2.40	\$2.28
41-1-049	1"	.049"	.902"	0.4977	\$3.84	\$3.12	\$2.88	\$2.64	\$2.52
41-1-058	1"	.058"	.884"	0.5835	\$3.96	\$3.24	\$3.00	\$2.76	\$2.64
41-1-065	1"	.065"	.870"	0.6491	\$3.96	\$3.24	\$3.00	\$2.76	\$2.64
41-1-083	1"	.083"	.834"	0.8129	\$4.92	\$3.96	\$3.72	\$3.48	\$3.24
41-1-095	1"	.095"	.810"	0.9182	\$5.52	\$4.44	\$4.08	\$3.84	\$3.60
41-1-120	1"	.120"	.760"	1.128	\$6.12	\$4.80	\$4.56	\$4.20	\$3.96
41-118-049	1-1/8"	.049"	1.027"	0.5631	\$3.96	\$3.12	\$3.00	\$2.76	\$2.52
41-118-058	1-1/8"	.058"	1.009"	0.6609	\$4.56	\$3.60	\$3.36	\$3.12	\$2.88
41-118-065	1-1/8"	.065"	.995"	0.7359	\$4.92	\$3.96	\$3.72	\$3.48	\$3.24
41-118-083	1-1/8"	.083"	.959"	0.9237	\$4.68	\$3.72	\$3.48	\$3.24	\$3.00
41-118-095	1-1/8"	.095"	.935"	1.045	\$7.08	\$5.64	\$5.28	\$4.92	\$4.56
41-118-120	1-1/8"	.120"	.885"	1.288	\$9.00	\$7.20	\$6.72	\$6.24	\$5.88

ROUND CHROMOLY TUBING (CONTINUED)


PART #	O.D.	WALL THICKNESS	I.D.	LBS. PER FOOT	1'-16' (PER FOOT)	1 FULL LENGTH (PER FOOT)	2 FULL LENGTHS (PER FOOT)	3-4 FULL LENGTHS (PER FOOT)	5+ FULL LENGTHS (PER FOOT)
41-114-049	1-1/4"	.049"	1.152"	0.6285	\$4.08	\$3.24	\$3.12	\$2.88	\$2.64
41-114-058	1-1/4"	.058"	1.134"	0.7384	\$4.80	\$3.84	\$3.60	\$3.36	\$3.12
41-114-065	1-1/4"	.065"	1.120"	0.8226	\$5.04	\$4.08	\$3.84	\$3.60	\$3.36
41-114-083	1-1/4"	.083"	1.084"	1.0340	\$5.04	\$4.08	\$3.84	\$3.60	\$3.36
41-114-095	1-1/4"	.095"	1.060"	1.1720	\$6.48	\$5.16	\$4.80	\$4.56	\$4.20
41-114-120	1-1/4"	.120"	1.010"	1.4480	\$6.36	\$5.04	\$4.80	\$4.44	\$4.08
41-138-049	1-3/8"	.049"	1.277"	0.6939	\$4.68	\$3.72	\$3.48	\$3.24	\$3.00
41-138-058	1-3/8"	.058"	1.259"	0.8158	\$4.20	\$3.36	\$3.12	\$3.00	\$2.76
41-138-065	1-3/8"	.065"	1.245"	0.9094	\$4.92	\$3.96	\$3.72	\$3.48	\$3.24
41-138-083	1-3/8"	.083"	1.209"	1.1450	\$6.12	\$4.80	\$4.56	\$4.20	\$3.96
41-138-095	1-3/8"	.095"	1.185"	1.2990	\$5.76	\$4.68	\$4.32	\$4.08	\$3.72
41-138-120	1-3/8"	.120"	1.135"	1.6080	\$10.56	\$8.40	\$7.92	\$7.32	\$6.84
41-112-049	1-1/2"	.049"	1.402"	0.7593	\$9.60	\$7.68	\$7.20	\$6.72	\$6.24
41-112-058	1-1/2"	.058"	1.384"	0.8932	\$5.40	\$4.32	\$4.08	\$3.72	\$3.48
41-112-065	1-1/2"	.065"	1.370"	0.9962	\$6.72	\$5.40	\$5.04	\$4.80	\$4.44
41-112-083	1-1/2"	.083"	1.334"	1.2560	\$6.96	\$5.52	\$5.16	\$4.80	\$4.44
41-112-095	1-1/2"	.095"	1.310"	1.4260	\$6.12	\$4.80	\$4.56	\$4.20	\$3.96
41-112-120	1-1/2"	.120"	1.260"	1.7690	\$11.52	\$9.24	\$8.64	\$8.04	\$7.44
41-158-065	1-5/8"	.065"	1.495"	1.0830	\$7.08	\$5.64	\$5.28	\$4.92	\$4.56
41-158-083	1-5/8"	.083"	1.459"	1.3670	\$6.84	\$5.40	\$5.04	\$4.80	\$4.44
41-158-120	1-5/8"	.120"	1.385"	1.9290	\$10.44	\$8.40	\$7.80	\$7.32	\$6.84
41-134-083	1-3/4"	.083"	1.584"	1.4780	\$9.00	\$7.20	\$6.84	\$6.36	\$5.88
41-134-120	1-3/4"	.120"	1.510"	2.0890	\$10.68	\$8.64	\$8.04	\$7.56	\$6.96

Due to the unstable nature of the steel market, all tubing prices are subject to change without notice.

ROUND CHROMOLY BAR

This material is condition N, 4130 chromoly bar. Priced by the foot. A full length measures 12' long. May be cut to order.

PART #	DIA.	LBS. PER FOOT	PRICE (PER FOOT)
41B-58	5/8"	0.751	\$5.52
41B-34	3/4"	1.081	\$6.00
41B-78	7/8"	1.472	\$8.76
41B-1	1"	1.922	\$12.24
41B-118	1-1/8"	2.434	\$14.16
41B-114	1-1/4"	3.004	\$16.20



SHIPPING INFORMATION

NOTE ON LENGTHS AND SHIPPING

FULL LENGTH DISCOUNTS

The special discount pricing listed is available when purchasing full lengths. Different sizes (part #'s) cannot be mixed to receive the multiple length discount. Chromoly tubing comes in varying random lengths ranging from 17' to 24' long. If you order 3 "Full Lengths" of tubing, you may receive 3 different lengths that are between 17' to 24' long. We cannot guarantee specific lengths for your order. (Example: Piece #1 is 18'-2", Piece #2 is 20'-1", Piece #3 is 23'-6") Full Random Lengths must be taken to receive full length pricing.

UPS SHIPPING

UPS is usually the fastest and most economical way for us to ship. When taking advantage of full length discount pricing, specify "Full Length cut 8' plus drop". We can also cut to lesser lengths within reason. The additional UPS handling charges may be avoided with orders cut 48" or shorter.

TRUCK SHIPPING

Tubing over 8' long requires truck shipment. When using truck shipment, you will receive full random uncut lengths. All orders are carefully packaged for safe shipment. We work hard to find the lowest possible shipping cost for all truck orders.

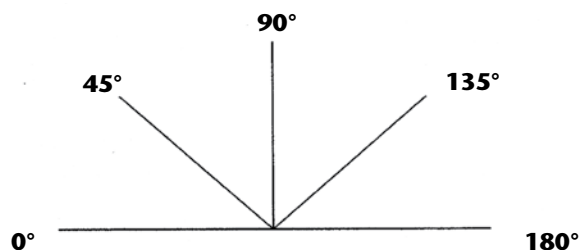
FREE FREIGHT

All tubing orders totaling \$2300 or more are eligible for pre-paid freight, per our routing to one destination in the continental United States. This program is subject to invoice payment within the account terms.

CHASSIS FABRICATION

HOW BENDS ARE MEASURED

The degree of a bend may be measured with either a protractor or an angle finder.

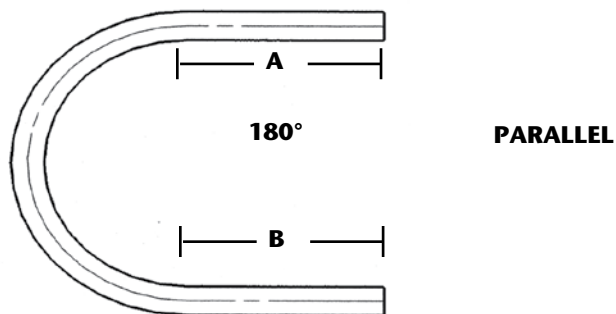
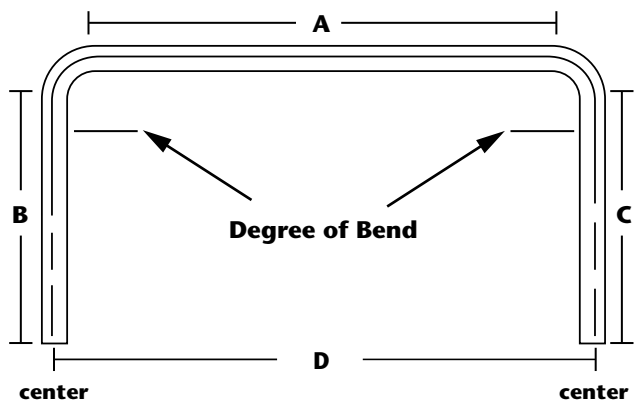
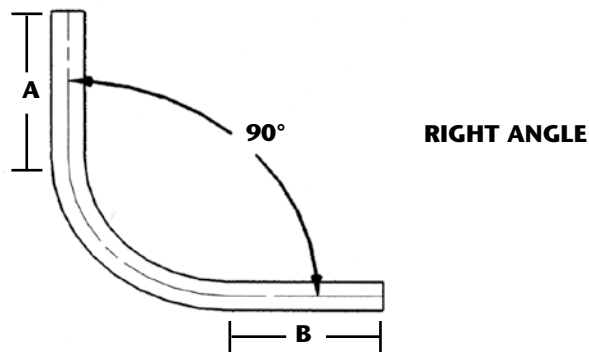
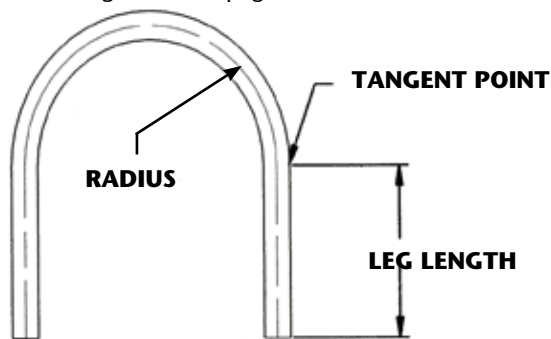
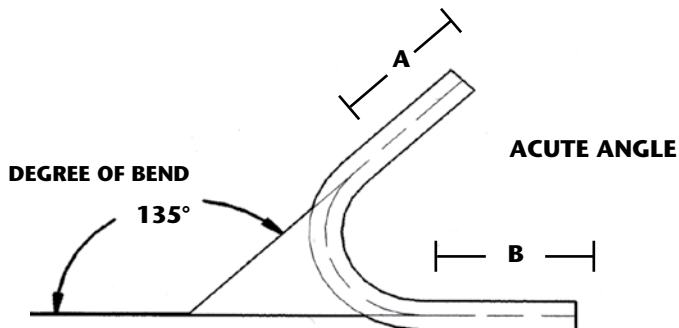
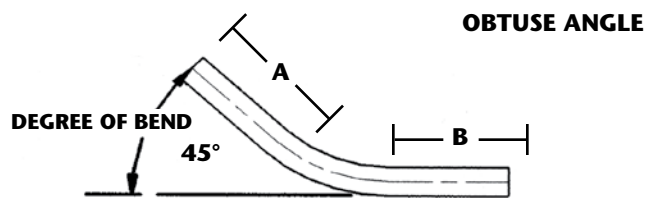


BEND INFORMATION

The bend radius is measured on the "centerline" of the tube. Radius is determined by the tooling available. The leg length is the straight portion, starting from the tangent point (where the bend starts).

For bend radius, maximum degree of bend, minimum leg length, and minimum wall thickness information, please refer to the "custom tube bending" chart on page 6.

EXAMPLES



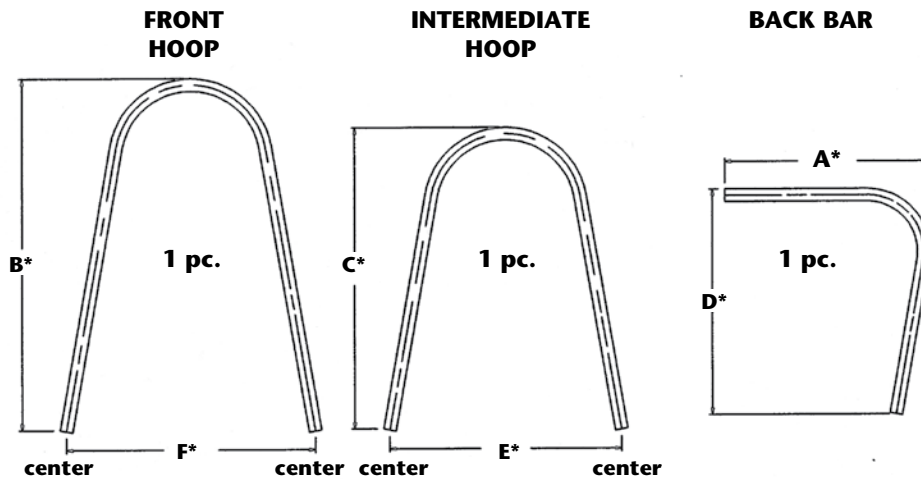
CUSTOM TUBE BENDING

We offer custom tube bending of our material. Our minimum basic single bend cost is **\$25.00** per bend plus material. Complex pieces requiring additional layout time will be charged accordingly. Our sales people can provide assistance and quoting. Mail or fax us a drawing using the information listed on the chart below as your guide on our available tooling. Allow 5-10 working days for scheduling.

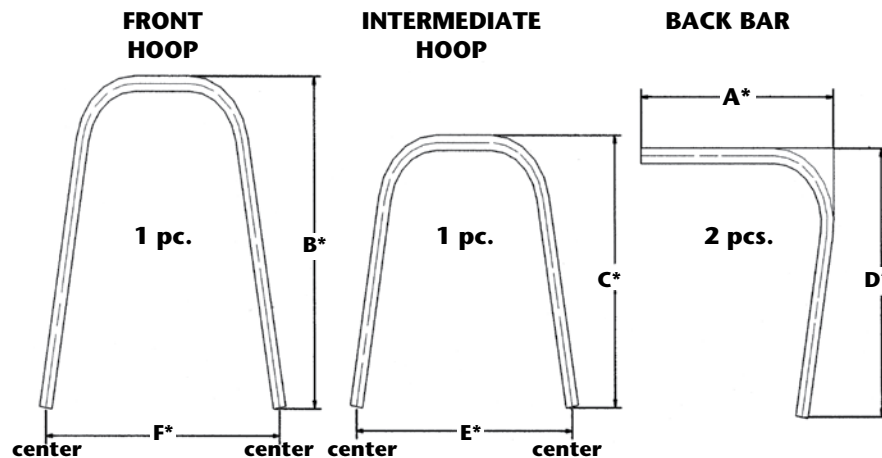
TUBE DIA.	BEND RADIUS	MIN. WALL THICKNESS	MIN. LEG LENGTH	MAX. DEGREE OF BEND
3/8"	15/16"	.035"	1-1/2"	180
1/2"	1-1/2"	.035"	2"	180
3/4"	4"	.049"	3"	120
7/8"	4"	.058"	3"	120
1"	5-1/2"	.058"	4-3/4"	180
1-1/8"	5-1/2"	.058"	4-7/8"	180
1-1/4"	6"	.058"	5"	180
1-3/8"	6"	.058"	5"	180
1-1/2"	6"	.065"	7"	180
1-5/8"	7"	.065"	7-1/2"	180

Custom bending is performed for the diameters listed above only.


REQUIRED INFORMATION FOR CUSTOM BENDING A FIVE POINT CAGE KIT



REQUIRED INFORMATION FOR CUSTOM BENDING A SIX POINT CAGE KIT



PRE-BENT TUBING



PRE-BENT CHROMOLY TUBING

See page 6 for custom tube bending information.

PART #	DESCRIPTION	TUBE SIZE	DIMENSIONS	PRICE
C42-280*	SHOULDER HOOP CENTERS x 72" LONG	1-3/8" x .058" * Includes 8" pc. of 41-114-058	20-1/2" CENTERS x 72" LONG	\$124.95
C42-283*	SHOULDER HOOP (JR DRAGSTER)	1-1/8" x .058" * Includes 8" pc. of 41-1-058	17-1/2" CENTERS x 60" LONG	\$109.95
C42-286	SEAT FORM BARS (PR)	1-1/4" x .058"		\$57.95
C42-288	SEAT FORM BARS (PR)	7/8" x .058" (JR DRAGSTER)		\$60.95
C42-290	5-PT FRONT HOOP	1-1/2" x .065" (SNG BEND)	26" TALL x 20" CENTERS	\$64.95
C42-294	5-PT FRONT HOOP	1-5/8" x .083" (SNG BEND)	26" TALL x 20" CENTERS	\$72.95
C42-297	6-PT FRONT HOOP (JR DRAGSTER)	1-1/8" x .058" (DBL BEND)	21" TALL x 17" CENTERS	\$62.95
C42-302	6-PT FRONT HOOP	1-1/2" x .065" (DBL BEND)	26" TALL x 20" CENTERS	\$76.95
C42-306	6-PT FRONT HOOP	1-5/8" x .083" (DBL BEND)	26" TALL x 20" CENTERS	\$85.95
C42-291	5-PT INTERMEDIATE HOOP	1-1/2" x .065" (SNG BEND)	22" TALL x 21" CENTERS	\$58.95
C42-295	5-PT INTERMEDIATE HOOP	1-5/8" x .083" (SNG BEND)	22" TALL x 21" CENTERS	\$67.95
C42-298	6-PT INTERMEDIATE HOOP (JR DRAGSTER)	1-1/8" x .058" (DBL BEND)	17" TALL x 18" CENTERS	\$58.95
C42-303	6-PT INTERMEDIATE HOOP	1-1/2" x .065" (DBL BEND)	22" TALL x 21" CENTERS	\$72.95
C42-307	6-PT INTERMEDIATE HOOP	1-5/8" x .083" (DBL BEND)	22" TALL x 21" CENTERS	\$79.95
C42-292	BACK BAR	1-1/2" x .065"	17" TALL x 15" DEEP x 80 DEGREE BEND	\$47.95
C42-296	BACK BAR	1-5/8" x .083"	17" TALL x 15" DEEP x 80 DEGREE BEND	\$51.95
C42-299	BACK BAR (JR DRAGSTER)	1-1/8" x .058"	16" TALL x 13" DEEP x 80 DEGREE BEND	\$40.95

CHROMOLY HEAD BAR KIT

Pre-bent chromoly tubing for the horizontal head bar, required for a complete cage installation.

PART #	DESCRIPTION	TUBE SIZE	DIMENSIONS	PRICE
C42-279	HEAD BAR	1" x .058"	6" STRAIGHT LEG x (2) 90 DEGREE BENDS 18" STRAIGHT LEG	\$58.95



DRAGSTER ROLL BAR PAD[®] SFI CERTIFIED 45.1

Provides neat and clean compliance with NHRA roll bar pad requirement. Fits all standard dragster type cages using 1", 1-1/2", and 1-5/8" tubing. Available in a 3' long piece or as a kit. Part numbers C72-150 and C72-156 include Velcro for easy installation.



PART #	DESCRIPTION	APPLICATION	PRICE
C72-150	KIT (2) 18" PCS, (2) 13" PCS, AND (1) 4" PC	1-1/2" AND 1-5/8" TUBE	\$87.95
C72-156	3' PAD KIT (5/8" THK)	1-1/2" AND 1-5/8" TUBE	\$37.95
C72-157*	3' PAD (5/8" THK)	1" TUBE	\$37.95

* Does not include Velcro.



PRE-BENT CHROMOLY CAGES


If you're building a new car or updating your current race car, these affordable pre-bent chromoly pieces are perfect for the professional chassis builder and the do-it-yourselfer. You may choose from our standard cage kits or individual pieces, which will fit most installations. We also offer custom cage kits built to your specifications.

PART #	DESCRIPTION	TUBE SIZE	RADIUS	PRICE
C42-270	5 PT	1-1/2" x .065"	6"	\$135.95
C42-271	5 PT	1-5/8" x .083"	7"	\$155.95
C42-274	6 PT	1-1/8" x .058"	5-1/2"	\$124.95
	JR DRAGSTER			
C42-275	6 PT	1-1/2" x .065"	6"	\$188.95
C42-276	6 PT	1-5/8" x .083"	7"	\$211.95


Note: 1-1/8" dia. cages are bent on a 5-1/2" radius, 1-1/2" dia. cages are bent on a 6" radius and 1-5/8" dia. cages are bent on a 7" radius. All kits include our standard pre-bent chromoly tubing.



5-pt Cage



6-pt Cage

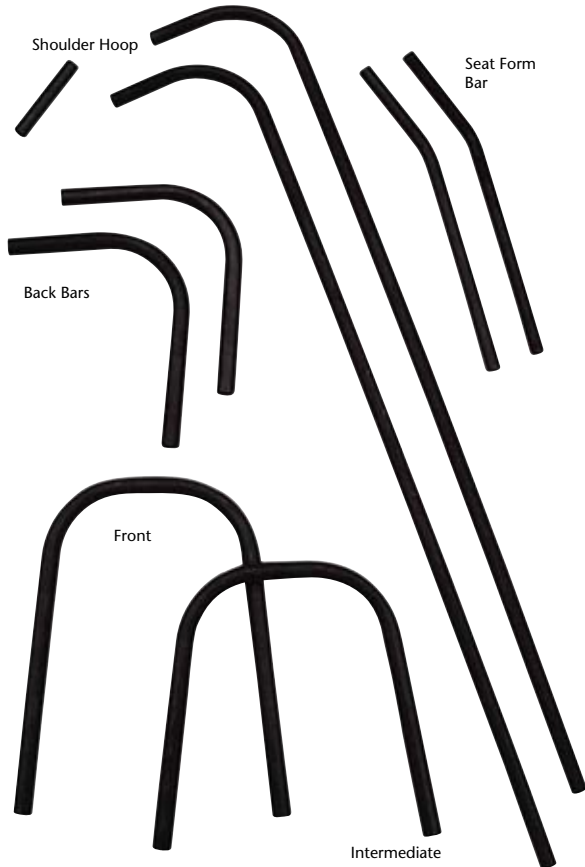


5 Pt.

Examples After Assembly.



6 Pt.



PRE-BENT PACKAGES

Everything you need with just one part number for easy ordering. Assembled with our pre-bent chromoly tubing, listed on page 7.

PART #	#	DESCRIPTION	CAGE KIT	SHOULDER HOOP	SEAT FORMERS	PRICE
C42-320	6 PT		1-1/2" x .065"	1-3/8" x .058"	1-1/4" x .058"	\$365.95
C42-323	6 PT		1-5/8" x .083"	1-3/8" x .058"	1-1/4" x .058"	\$389.95
C42-326	6 PT	JR DRAGSTER	1-1/8" x .058"	1-1/8" x .058"	7/8" x .058"	\$288.95

INCLUDES

KIT NUMBER	FRONT HOOP	INTERMEDIATE HOOP	BACK BAR (2)	SEAT FORM BAR (2)	SHOULDER HOOP
C42-320	C42-302	C42-303	C42-292	C42-286	C42-280
C42-323	C42-306	C42-307	C42-296	C42-286	C42-280
C42-326	C42-297	C42-298	C42-299	C42-288	C42-283

Individual parts listed on page 7.

LEFT HAND ROUND TUBE ADAPTERS

These weld-in threaded tube adapters are perfect for construction of linkage and suspension components. Adapters are CNC machined 4130 chromoly to precise tolerances with a jewelry quality finish. Left hand tube adapters are marked with grooves for easy identification during assembly. Left hand tube adapters with hex option also available in select sizes.

LEFT HAND ROUND TUBE ADAPTERS

FITS TUBE SIZE	THREAD SIZE	PACK OF (2)	DISCOUNT PRICE PER PACK			BAG OF (20)	DISCOUNT PRICE PER BAG		DIAGRAM PAGE 10		
			1-9	10-19	20+		(1) BAG	(2) BAGS	A	B	C
*5/16" OD	10-32	C73-801-2	\$10.54	\$8.43	\$6.75	C73-801-20	\$84.32	\$67.45	.510	.415	.320
*3/8" OD	10-32	C73-807-2	\$10.54	\$8.43	\$6.75	C73-807-20	\$84.32	\$67.45	.510	.415	.380
1/2" OD X .058"	1/4-28	C73-813-2	\$10.54	\$8.43	\$6.75	C73-813-20	\$84.32	\$67.45	.510	.415	.382
5/8" OD X .058"	5/16-24	C73-819-2	\$10.54	\$8.43	\$6.75	C73-819-20	\$84.32	\$67.45	.510	.415	.507
5/8" OD X .058"	3/8-24	C73-821-2	\$10.54	\$8.43	\$6.75	C73-821-20	\$84.32	\$67.45	.510	.415	.507
3/4" OD X .058"	5/16-24	C73-835-2	\$11.00	\$8.80	\$7.04	C73-835-20	\$88.00	\$70.40	.65	.55	.632
3/4" OD X .058"	3/8-24	C73-837-2	\$11.00	\$8.80	\$7.04	C73-837-20	\$88.00	\$70.40	.65	.55	.632
3/4" OD X .058"	7/16-20	C73-839-2	\$11.00	\$8.80	\$7.04	C73-839-20	\$88.00	\$70.40	.65	.55	.632
3/4" OD X .065"	5/16-24	C73-841-2	\$11.00	\$8.80	\$7.04	C73-841-20	\$88.00	\$70.40	.65	.55	.618
3/4" OD X .065"	3/8-24	C73-843-2	\$11.00	\$8.80	\$7.04	C73-843-20	\$88.00	\$70.40	.65	.55	.618
3/4" OD X .065"	7/16-20	C73-845-2	\$11.00	\$8.80	\$7.04	C73-845-20	\$88.00	\$70.40	.65	.55	.618
7/8" OD X .058"	3/8-24	C73-859-2	\$12.10	\$9.68	\$7.74	C73-859-20	\$96.80	\$77.44	.79	.56	.757
7/8" OD X .058"	7/16-20	C73-861-2	\$12.10	\$9.68	\$7.74	C73-861-20	\$96.80	\$77.44	.79	.56	.757
7/8" OD X .058"	1/2-20	C73-863-2	\$12.10	\$9.68	\$7.74	C73-863-20	\$96.80	\$77.44	.79	.56	.757
7/8" OD X .065"	3/8-24	C73-865-2	\$12.10	\$9.68	\$7.74	C73-865-20	\$96.80	\$77.44	.79	.56	.743
7/8" OD X .065"	7/16-20	C73-867-2	\$12.10	\$9.68	\$7.74	C73-867-20	\$96.80	\$77.44	.79	.56	.743
7/8" OD X .065"	1/2-20	C73-869-2	\$12.10	\$9.68	\$7.74	C73-869-20	\$96.80	\$77.44	.79	.56	.743
7/8" OD X .083"	3/8-24	C73-871-2	\$12.10	\$9.68	\$7.74	C73-871-20	\$96.80	\$77.44	.79	.56	.707
7/8" OD X .083"	7/16-20	C73-873-2	\$12.10	\$9.68	\$7.74	C73-873-20	\$96.80	\$77.44	.79	.56	.707
7/8" OD X .083"	1/2-20	C73-875-2	\$12.10	\$9.68	\$7.74	C73-875-20	\$96.80	\$77.44	.79	.56	.707
1" OD X .058"	3/8-24	C73-885-2	\$12.60	\$10.08	\$8.06	C73-885-20	\$100.80	\$80.64	.92	.78	.882
1" OD X .058"	7/16-20	C73-887-2	\$12.60	\$10.08	\$8.06	C73-887-20	\$100.80	\$80.64	.92	.78	.882
1" OD X .058"	1/2-20	C73-889-2	\$12.60	\$10.08	\$8.06	C73-889-20	\$100.80	\$80.64	.92	.78	.882
1" OD X .058"	5/8-18	C73-891-2	\$12.60	\$10.08	\$8.06	C73-891-20	\$100.80	\$80.64	.92	.78	.882
1" OD X .065"	3/8-24	C73-893-2	\$12.60	\$10.08	\$8.06	C73-893-20	\$100.80	\$80.64	.92	.78	.868
1" OD X .065"	7/16-20	C73-895-2	\$12.60	\$10.08	\$8.06	C73-895-20	\$100.80	\$80.64	.92	.78	.868
1" OD X .065"	1/2-20	C73-897-2	\$12.60	\$10.08	\$8.06	C73-897-20	\$100.80	\$80.64	.92	.78	.868
1" OD X .065"	5/8-18	C73-899-2	\$12.60	\$10.08	\$8.06	C73-899-20	\$100.80	\$80.64	.92	.78	.868
1" OD X .083"	7/16-20	C73-903-2	\$12.60	\$10.08	\$8.06	C73-903-20	\$100.80	\$80.64	.92	.78	.832
1" OD X .083"	1/2-20	C73-905-2	\$12.60	\$10.08	\$8.06	C73-905-20	\$100.80	\$80.64	.92	.78	.832
1" OD X .083"	5/8-18	C73-907-2	\$12.60	\$10.08	\$8.06	C73-907-20	\$100.80	\$80.64	.92	.78	.832
1-1/8" OD X .058"	1/2-20	C73-917-2	\$14.30	\$11.44	\$9.15	C73-917-20	\$114.40	\$91.52	1.0	.75	1.007
1-1/8" OD X .058"	5/8-18	C73-919-2	\$14.30	\$11.44	\$9.15	C73-919-20	\$114.40	\$91.52	1.0	.75	1.007
1-1/8" OD X .065"	1/2-20	C73-923-2	\$14.30	\$11.44	\$9.15	C73-923-20	\$114.40	\$91.52	1.0	.75	.993
1-1/8" OD X .065"	5/8-18	C73-925-2	\$14.30	\$11.44	\$9.15	C73-925-20	\$114.40	\$91.52	1.0	.75	.993
1-1/8" OD X .065"	3/4-16	C73-927-2	\$14.30	\$11.44	\$9.15	C73-927-20	\$114.40	\$91.52	1.0	.75	.993
1-1/8" OD X .083"	1/2-20	C73-929-2	\$14.30	\$11.44	\$9.15	C73-929-20	\$114.40	\$91.52	1.0	.75	.957
1-1/8" OD X .083"	5/8-18	C73-931-2	\$14.30	\$11.44	\$9.15	C73-931-20	\$114.40	\$91.52	1.0	.75	.957
1-1/8" OD X .083"	3/4-16	C73-933-2	\$14.30	\$11.44	\$9.15	C73-933-20	\$114.40	\$91.52	1.0	.75	.957
1-1/4" OD X .095"	5/8-18	C73-941-2	\$16.20	\$12.96	\$10.37	C73-941-20	\$129.60	\$103.68	1.0	.75	1.058
1-1/4" OD X .095"	3/4-16	C73-943-2	\$16.20	\$12.96	\$10.37	C73-943-20	\$129.60	\$103.68	1.0	.75	1.058
1-1/4" OD X .120"	5/8-18	C73-945-2	\$16.20	\$12.96	\$10.37	C73-945-20	\$129.60	\$103.68	1.0	.75	1.008
1-1/4" OD X .120"	3/4-16	Hex Only									
1-3/8" OD X .095"	5/8-18	C73-949-2	\$16.90	\$13.52	\$10.82	C73-949-20	\$135.20	\$108.16	1.12	.75	1.183
1-3/8" OD X .095"	3/4-16	Hex Only									
1-3/8" OD X .120"	7/8-14	C78-101-2	\$16.90	\$13.52	\$10.82	C78-101-20	\$135.20	\$108.16	1.12	.75	1.133
1-1/2" OD X .120"	7/8-14	C78-105-2	\$29.00	\$23.20	\$18.56	C78-105-20	\$232.00	\$185.60	1.12	.75	1.258
1-3/4" OD X .120"	1 1/4-12	C78-113-2	\$33.50	\$26.80	\$21.44	C78-113-20	\$268.00	\$214.40	1.12	.75	1.508



ROUND TUBE ADAPTOR

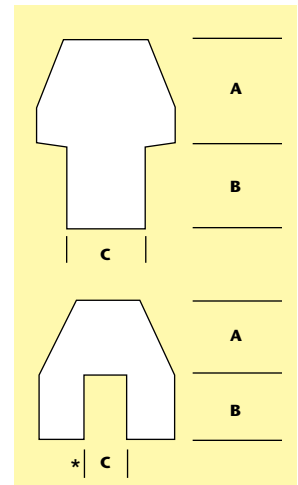
HEX TUBE ADAPTOR

LEFT HAND HEX TUBE ADAPTERS

FITS TUBE SIZE	THREAD SIZE	PACK OF (2)	DISCOUNT PRICE PER PACK			BAG OF (20)	DISCOUNT PRICE PER BAG		DIAGRAM PAGE 10		
			1-9	10-19	20+		(1) BAG	(2) BAGS	A	B	C
3/4" OD X .058"	3/8-24	C73-837-H-2	\$13.90	\$11.12	\$8.90	C73-837-H-20	\$111.20	\$88.96	.925	.525	.632
7/8" OD X .058"	3/8-24	C73-859-H-2	\$15.20	\$12.16	\$9.73	C73-859-H-20	\$121.60	\$97.28	1.26	.525	.757
7/8" OD X .058"	7/16-20	C73-861-H-2	\$15.20	\$12.16	\$9.73	C73-861-H-20	\$121.60	\$97.28	1.26	.525	.757
7/8" OD X .058"	1/2-20	C73-863-H-2	\$15.20	\$12.16	\$9.73	C73-863-H-20	\$121.60	\$97.28	1.26	.525	.757
1" OD X .058"	1/2-20	C73-889-H-2	\$15.84	\$12.67	\$10.14	C73-889-H-20	\$126.72	\$101.38	1.30	.775	.882
1-1/4" OD X .095"	3/4-16	C73-943-H-2	\$18.60	\$14.88	\$11.90	C73-943-H-20	\$148.80	\$119.04	1.375	.75	1.058
1-1/4" OD X .120"	3/4-16	C73-947-H-2	\$18.60	\$14.88	\$11.90	C73-947-H-20	\$148.80	\$119.04	1.375	.75	1.008
1-3/8" OD X .095"	3/4-16	C73-951-H-2	\$18.60	\$14.88	\$11.90	C73-951-H-20	\$148.80	\$119.04	1.375	.75	1.183

RIGHT HAND ROUND TUBE ADAPTERS

These weld-in threaded tube adapters are perfect for construction of linkage and suspension components. Adapters are CNC machined 4130 chromoly to precise tolerances with a jewelry quality finish.



RIGHT HAND ROUND TUBE ADAPTERS

FITS TUBE SIZE	THREAD SIZE	PACK OF (2)	DISCOUNT PRICE PER PACK			BAG OF (20)	DISCOUNT PRICE PER BAG			A	B	C
			1-9	10-19	20+		(1) BAG	(2) BAGS				
*5/16" OD	10-32	C73-800-2	\$10.54	\$8.43	\$6.75	C73-800-20	\$84.32	\$67.45	.510	.415	.320	
*3/8" OD	10-32	C73-806-2	\$10.54	\$8.43	\$6.75	C73-806-20	\$84.32	\$67.45	.510	.415	.380	
1/2" OD X .058"	1/4-28	C73-812-2	\$10.54	\$8.43	\$6.75	C73-812-20	\$84.32	\$67.45	.510	.415	.382	
5/8" OD X .058"	5/16-24	C73-818-2	\$10.54	\$8.43	\$6.75	C73-818-20	\$84.32	\$67.45	.510	.415	.507	
5/8" OD X .058"	3/8-24	C73-820-2	\$10.54	\$8.43	\$6.75	C73-820-20	\$84.32	\$67.45	.510	.415	.507	
3/4" OD X .058"	5/16-24	C73-834-2	\$11.00	\$8.80	\$7.04	C73-834-20	\$88.00	\$70.40	.65	.55	.632	
3/4" OD X .058"	3/8-24	C73-836-2	\$11.00	\$8.80	\$7.04	C73-836-20	\$88.00	\$70.40	.65	.55	.632	
3/4" OD X .058"	7/16-20	C73-838-2	\$11.00	\$8.80	\$7.04	C73-838-20	\$88.00	\$70.40	.65	.55	.632	
3/4" OD X .065"	5/16-24	C73-840-2	\$11.00	\$8.80	\$7.04	C73-840-20	\$88.00	\$70.40	.65	.55	.618	
3/4" OD X .065"	3/8-24	C73-842-2	\$11.00	\$8.80	\$7.04	C73-842-20	\$88.00	\$70.40	.65	.55	.618	
3/4" OD X .065"	7/16-20	C73-844-2	\$11.00	\$8.80	\$7.04	C73-844-20	\$88.00	\$70.40	.65	.55	.618	
7/8" OD X .058"	3/8-24	C73-858-2	\$12.10	\$9.68	\$7.74	C73-858-20	\$96.80	\$77.44	.79	.56	.757	
7/8" OD X .058"	7/16-20	C73-860-2	\$12.10	\$9.68	\$7.74	C73-860-20	\$96.80	\$77.44	.79	.56	.757	
7/8" OD X .058"	1/2-20	C73-862-2	\$12.10	\$9.68	\$7.74	C73-862-20	\$96.80	\$77.44	.79	.56	.757	
7/8" OD X .065"	3/8-24	C73-864-2	\$12.10	\$9.68	\$7.74	C73-864-20	\$96.80	\$77.44	.79	.56	.743	
7/8" OD X .065"	7/16-20	C73-866-2	\$12.10	\$9.68	\$7.74	C73-866-20	\$96.80	\$77.44	.79	.56	.743	
7/8" OD X .065"	1/2-20	C73-868-2	\$12.10	\$9.68	\$7.74	C73-868-20	\$96.80	\$77.44	.79	.56	.743	
7/8" OD X .083"	3/8-24	C73-870-2	\$12.10	\$9.68	\$7.74	C73-870-20	\$96.80	\$77.44	.79	.56	.707	
7/8" OD X .083"	7/16-20	C73-872-2	\$12.10	\$9.68	\$7.74	C73-872-20	\$96.80	\$77.44	.79	.56	.707	
7/8" OD X .083"	1/2-20	C73-874-2	\$12.10	\$9.68	\$7.74	C73-874-20	\$96.80	\$77.44	.79	.56	.707	
1" OD X .058"	3/8-24	C73-884-2	\$12.60	\$10.08	\$8.06	C73-884-20	\$100.80	\$80.64	.92	.78	.882	
1" OD X .058"	7/16-20	C73-886-2	\$12.60	\$10.08	\$8.06	C73-886-20	\$100.80	\$80.64	.92	.78	.882	
1" OD X .058"	1/2-20	C73-888-2	\$12.60	\$10.08	\$8.06	C73-888-20	\$100.80	\$80.64	.92	.78	.882	
1" OD X .058"	5/8-18	C73-890-2	\$12.60	\$10.08	\$8.06	C73-890-20	\$100.80	\$80.64	.92	.78	.882	
1" OD X .065"	3/8-24	C73-892-2	\$12.60	\$10.08	\$8.06	C73-892-20	\$100.80	\$80.64	.92	.78	.868	
1" OD X .065"	7/16-20	C73-894-2	\$12.60	\$10.08	\$8.06	C73-894-20	\$100.80	\$80.64	.92	.78	.868	
1" OD X .065"	1/2-20	C73-896-2	\$12.60	\$10.08	\$8.06	C73-896-20	\$100.80	\$80.64	.92	.78	.868	
1" OD X .065"	5/8-18	C73-898-2	\$12.60	\$10.08	\$8.06	C73-898-20	\$100.80	\$80.64	.92	.78	.868	
1" OD X .083"	7/16-20	C73-902-2	\$12.60	\$10.08	\$8.06	C73-902-20	\$100.80	\$80.64	.92	.78	.832	
1" OD X .083"	1/2-20	C73-904-2	\$12.60	\$10.08	\$8.06	C73-904-20	\$100.80	\$80.64	.92	.78	.832	
1" OD X .083"	5/8-18	C73-906-2	\$12.60	\$10.08	\$8.06	C73-906-20	\$100.80	\$80.64	.92	.78	.832	
1-1/8" OD X .058"	1/2-20	C73-916-2	\$14.30	\$11.44	\$9.15	C73-916-20	\$114.40	\$91.52	1.0	.75	1.007	
1-1/8" OD X .058"	5/8-18	C73-918-2	\$14.30	\$11.44	\$9.15	C73-918-20	\$114.40	\$91.52	1.0	.75	1.007	
1-1/8" OD X .065"	1/2-20	C73-922-2	\$14.30	\$11.44	\$9.15	C73-922-20	\$114.40	\$91.52	1.0	.75	.993	
1-1/8" OD X .065"	5/8-18	C73-924-2	\$14.30	\$11.44	\$9.15	C73-924-20	\$114.40	\$91.52	1.0	.75	.993	
1-1/8" OD X .065"	3/4-16	C73-926-2	\$14.30	\$11.44	\$9.15	C73-926-20	\$114.40	\$91.52	1.0	.75	.993	
1-1/8" OD X .083"	1/2-20	C73-928-2	\$14.30	\$11.44	\$9.15	C73-928-20	\$114.40	\$91.52	1.0	.75	.957	
1-1/8" OD X .083"	5/8-18	C73-930-2	\$14.30	\$11.44	\$9.15	C73-930-20	\$114.40	\$91.52	1.0	.75	.957	
1-1/4" OD X .083"	3/4-16	C73-932-2	\$14.30	\$11.44	\$9.15	C73-932-20	\$114.40	\$91.52	1.0	.75	.957	
1-1/4" OD X .095"	5/8-18	C73-940-2	\$16.20	\$12.96	\$10.37	C73-940-20	\$129.60	\$103.68	1.0	.75	1.058	
1-1/4" OD X .095"	3/4-16	C73-942-2	\$16.20	\$12.96	\$10.37	C73-942-20	\$129.60	\$103.68	1.0	.75	1.058	
1-1/4" OD X .120"	5/8-18	C73-944-2	\$16.20	\$12.96	\$10.37	C73-944-20	\$129.60	\$103.68	1.0	.75	1.008	
1-1/4" OD X .120"	3/4-16	C73-946-2	\$16.20	\$12.96	\$10.37	C73-946-20	\$129.60	\$103.68	1.0	.75	1.008	
1-3/8" OD X .095"	5/8-18	C73-948-2	\$16.90	\$13.52	\$10.82	C73-948-20	\$135.20	\$108.16	1.12	.75	1.183	
1-3/8" OD X .095"	3/4-16	C73-950-2	\$16.90	\$13.52	\$10.82	C73-950-20	\$135.20	\$108.16	1.12	.75	1.183	
1-3/8" OD X .120"	7/8-14	C78-100-2	\$16.90	\$13.52	\$10.82	C78-100-20	\$135.20	\$108.16	1.12	.75	1.133	
1-1/2" OD X .120"	7/8-14	C78-104-2	\$29.00	\$23.20	\$18.56	C78-104-20	\$232.00	\$185.60	1.12	.75	1.258	
1-3/4" OD X .120"	1 1/4-12	C78-112-2	\$33.50	\$26.80	\$21.44	C78-112-20	\$268.00	\$214.40	1.313	.75	1.508	

Our large selection of right and left hand weld-in threaded tube adapters prove to be a great time saver by simplifying linkage construction. Over 100 size and thread combinations are available to choose from. Additional savings can be earned through the quantity discounts listed.

NYLOCK NUTS

Plated steel grade 5, with nylon insert provides a right hand UNF thread friction grip.



Half Height

HALF HEIGHT		
PACK OF (6)	DESCRIPTION	PRICE
C73-032	1/4-28	\$3.50
C73-034	5/16-24	\$3.95
C73-036	3/8-24	\$4.25
C73-038	7/16-20	\$4.50
C73-040	1/2-20	\$4.65



Full Height

FULL HEIGHT		
PACK OF (6)	DESCRIPTION	PRICE
C73-031	10-32	\$3.25
C73-033	1/4-28	\$3.50
C73-035	5/16-24	\$3.95
C73-037	3/8-24	\$4.25
C73-039	7/16-20	\$4.50
C73-041	1/2-20	\$4.65

PACK OF (4)	DESCRIPTION	PRICE
C73-043	5/8-18	\$5.65
C73-045	3/4-16	\$6.75

JAM NUTS

Plated steel grade 5 jam nuts provide a positive lock on final adjustments.



LEFT HAND		
PACK OF (6)	DESCRIPTION	PRICE
C73-053	1/4-28	\$4.65
C73-055	5/16-24	\$5.65
C73-057	3/8-24	\$6.35
C73-059	7/16-20	\$6.75
C73-061	1/2-20	\$6.75

RIGHT HAND		
PACK OF (6)	DESCRIPTION	PRICE
C73-050	10-32	\$3.25
C73-052	1/4-28	\$3.50
C73-054	5/16-24	\$4.25
C73-056	3/8-24	\$4.65
C73-058	7/16-20	\$5.25
C73-060	1/2-20	\$5.65

LEFT HAND		
PACK OF (4)	DESCRIPTION	PRICE
C73-063	5/8-18	\$6.75
C73-065	3/4-16	\$9.95

RIGHT HAND		
PACK OF (4)	DESCRIPTION	PRICE
C73-062	5/8-18	\$5.65
C73-064	3/4-16	\$7.50

AN WASHERS

Small outside diameter flat washers are cadmium plated steel. Washers measure .063" thick.

PACK OF (100)	SIZE	I.D.	O.D.	PRICE
C73-010	3/16"	.203"	.438"	\$8.95
C73-011	1/4"	.265"	.500"	\$8.95
C73-012	5/16"	.328"	.562"	\$8.95
C73-013	3/8"	.390"	.625"	\$10.95
C73-014	7/16"	.453"	.750"	\$12.95
C73-015	1/2"	.515"	.875"	\$19.95



TWO PIECE "C" SERIES (MILD STEEL)

The "C" Series consists of a low carbon steel body (zinc plated) and precision ground oil impregnated sintered steel ball. This construction allows the rod end body to carry a greater static load and offers greater misalignment capabilities.



Buy 10 Aurora Rod Ends and SAVE an additional 10% off retail price, mix & match.

MALE



HOLE DIA.	THREAD SIZE	BALL WIDTH	DEGREE OF MISALIGNMENT	RADIAL LOAD CAPACITY (LBS)	PART #	LEFT HAND		RIGHT HAND		
						1-9	10+	1-9	10+	10+
3/16"	10-32	.312	17	1,204	CB3	\$5.28	\$4.75	CM3	\$5.08	\$4.57
1/4"	1/4-28	.375	21	2,212	CB4	\$5.42	\$4.88	CM4	\$5.22	\$4.70
5/16"	5/16-24	.437	17	3,577	CB5	\$5.94	\$5.35	CM5	\$5.74	\$5.17
3/8"	3/8-24	.500	19	5,068	CB6	\$6.74	\$6.07	CM6	\$6.54	\$5.89
7/16"	7/16-20	.562	18	6,345	CB7	\$7.94	\$7.15	CM7	\$7.74	\$6.97
1/2"	1/2-20	.625	17	8,338	CB8	\$10.70	\$9.63	CM8	\$10.50	\$9.45
5/8"	5/8-18	.750	22	9,713	CB10	\$13.09	\$11.78	CM10	\$12.91	\$11.62
3/4"	3/4-16	.875	18	14,207	CB12	\$17.84	\$16.06	CM12	\$17.66	\$15.89

FEMALE



HOLE DIA.	THREAD SIZE	BALL WIDTH	DEGREE OF MISALIGNMENT	RADIAL LOAD CAPACITY (LBS)	PART #	LEFT HAND		RIGHT HAND		
						1-9	10+	1-9	10+	10+
3/16"	10-32	.312	17	2,079	CG3	\$5.08	\$4.57	CW3	\$4.88	\$4.39
1/4"	1/4-28	.375	21	3,208	CG4	\$5.26	\$4.73	CW4	\$5.06	\$4.55
5/16"	5/16-24	.437	17	3,824	CG5	\$5.32	\$4.79	CW5	\$5.12	\$4.61
3/8"	3/8-24	.500	19	5,087	CG6	\$6.32	\$5.69	CW6	\$6.12	\$5.51
7/16"	7/16-20	.562	18	6,385	CG7	\$7.96	\$7.16	CW7	\$7.76	\$6.98
1/2"	1/2-20	.625	17	9,096	CG8	\$10.68	\$9.61	CW8	\$10.48	\$9.43
5/8"	5/8-18	.750	22	9,713	CG10	\$13.34	\$12.01	CW10	\$13.16	\$11.84
3/4"	3/4-16	.875	18	14,207	CG12	\$17.93	\$16.14	CW12	\$17.75	\$15.98

TECH TIP

RADIAL STATIC LOAD CAPACITY?
 These loads are based upon the minimal mechanical properties of the design configuration of the stressed areas. The Operation Load Capacity of Aurora rod ends is based upon the Radial Static Load Rating. Appropriate safety factors should be utilized with the application. Full rotation assemblies up to 100 rpm should not exceed 10% of the radial static load.

AXIAL LOAD CAPACITY?
 Axial static load is the force that is applied through the bore of the ball. Maximum axial static load capacity is recommended at 15% of the radial static load for Aurora two piece rod ends, 10% for three piece rod ends.

BEARING MISALIGNMENT?
 A rod end or spherical bearings ability to misalign is measured by the degree of angle the ball can accommodate without interference.

ROD ENDS

THREE PIECE "A" SERIES (CHROMOLY)

The "A" series consists of a body, ball and race. This type of construction allows for the use of different metals for each component part. The body is manufactured out of 4130 steel alloy, which is heat treated, cadmium plated and chromate treated. Specifications for the race are heat treated alloy steel, zinc plated, and chromate treated materials. The ball is made from 52100 steel (AMS-7440) and is heat treated, and hard chrome plated.



HOLE DIA.	THREAD SIZE	BALL WIDTH	DEGREE OF MISALIGNMENT	RADIAL LOAD CAPACITY (LBS)	PART #	LEFT HAND		RIGHT HAND		
						1-9	10+	PART #	1-9	10+
3/16"	10-32	.312	17	2,851	AB3	\$17.64	\$15.88	AM3	\$17.44	\$15.70
1/4"	1/4-28	.375	21	5,260	AB4	\$17.66	\$15.89	AM4	\$17.46	\$15.71
5/16"	5/16-24	.437	17	7,639	AB5	\$17.94	\$16.15	AM5	\$17.74	\$15.97
3/8"	3/8-24	.500	19	9,544	AB6	\$20.88	\$18.79	AM6	\$20.68	\$18.61
7/16"	7/16-20	.562	18	10,285	AB7	\$25.66	\$23.09	AM7	\$25.46	\$22.91
1/2"	1/2-20	.625	17	16,238	AB8	\$31.02	\$27.92	AM8	\$30.82	\$27.74
5/8"	5/8-18	.750	22	17,955	AB10	\$37.42	\$33.68	AM10	\$37.24	\$33.52
3/4"	3/4-16	.875	18	28,081	AB12	\$53.32	\$47.99	AM12	\$53.14	\$47.83

TEFLON LINED

HOLE DIA.	THREAD SIZE	BALL WIDTH	DEGREE OF MISALIGNMENT	RADIAL LOAD CAPACITY (LBS)	PART #	LEFT HAND		RIGHT HAND		
						1-9	10+	PART #	1-9	10+
3/8"	3/8-24	.500	19	9,544	AB6-T	\$24.34	\$21.91	AM6-T	\$24.14	\$21.73
7/16"	7/16-20	.562	18	10,285	AB7-T	\$29.12	\$26.21	AM7-T	\$28.92	\$26.03
1/2"	1/2-20	.625	17	16,238	AB8-T	\$34.48	\$31.03	AM8-T	\$34.92	\$30.85
5/8"	5/8-18	.750	22	17,955	AB10-T	\$40.54	\$36.49	AM10-T	\$40.36	\$36.32
3/4"	3/4-16	.875	18	28,081	AB12-T	\$56.43	\$50.79	AM12-T	\$52.25	\$50.63
7/8"	7/8-14	.875	12	55,692	*AB14-T-70	\$118.09	\$106.28	*AM14-T-70	\$118.09	\$106.28

*Features special heat treated race



EXTRA HEAVY DUTY "XA" SERIES (CHROMOLY)

The "XA" Series rod ends feature large body and threaded shank with a standard size ball. Three piece construction, with body, ball and race. Materials used in the construction of the "XA" Series are the same as the "A" Series.



HOLE DIA.	THREAD SIZE	BALL WIDTH	DEGREE OF MISALIGNMENT	RADIAL LOAD CAPACITY (LBS)	PART #	LEFT HAND		RIGHT HAND		
						1-9	10+	PART #	1-9	10+
3/16"	1/4-28	.312	10	5,260	XAB3	\$17.60	\$15.84	XAM3	\$17.40	\$15.66
1/4"	5/16-24	.375	13	8,452	XAB4	\$18.00	\$16.20	XAM4	\$17.80	\$16.02
5/16"	3/8-24	.437	12	12,978	XAB5	\$20.92	\$18.83	XAM5	\$20.72	\$18.65
3/8"	7/16-20	.500	10	17,508	XAB6	\$25.84	\$23.26	XAM6	\$25.64	\$23.08
7/16"	1/2-20	.562	12	23,452	XAB7	\$31.14	\$28.03	XAM7	\$30.94	\$27.85
1/2"	5/8-18	.625	10	31,390	XAB8	\$41.48	\$37.33	XAM8	\$41.28	\$37.15
5/8"	3/4-16	.750	13	40,572	XAB10	\$53.26	\$47.93	XAM10	\$53.08	\$47.77

TEFLON LINED

HOLE DIA.	THREAD SIZE	BALL WIDTH	DEGREE OF MISALIGNMENT	RADIAL LOAD CAPACITY (LBS)	PART #	LEFT HAND		RIGHT HAND		
						1-9	10+	PART #	1-9	10+
1/2"	3/4-16	.750	13	40,572	XAB8-T-2	\$69.02	\$69.02	XAM8-T-2	\$69.02	\$69.02
1/2"	5/8-18	.625	10	31,390	XAB8-T	\$44.94	\$40.45	XAM8-T	\$44.74	\$40.27
5/8"	3/4-16	.750	13	40,572	XAB10-T	\$56.38	\$50.74	XAM10-T	\$56.20	\$50.58
1"	1-1/4-12	1.375	17	76,200	*RAB16-T-3	\$134.19	\$120.77	*RAM16-T-3	\$134.19	\$120.77

* Features special heat treated race



HIGH MISALIGNMENT SERIES (CHROMOLY)

These special high misalignment rod ends are based on the "XA" series. Assembled with a special ball that includes built in shoulders, providing additional misalignment without the use of spacers. The durable Teflon liner provides additional wear resistance.



HOLE DIA.	THREAD SIZE	BALL WIDTH	DEGREE OF MISALIGNMENT	RADIAL LOAD CAPACITY (LBS)	PART #	LEFT HAND		RIGHT HAND		
						1-9	10+	PART #	1-9	10+
5/16"	7/16-20	.813	22	11,781	HXAB5-T	\$56.47	\$50.82	HXAM5-T	\$56.47	\$50.82
3/8"	7/16-20	.813	22	11,781	HXAB6-T	\$51.57	\$46.41	HXAM6-T	\$51.57	\$46.41
7/16"	1/2-20	.875	21	17,105	HXAB7-T	\$62.06	\$55.85	HXAM7-T	\$62.06	\$55.85
1/2"	5/8-18	.937	19	23,720	HXAB8-T	\$76.77	\$69.09	HXAM8-T	\$76.77	\$69.09
5/8"	3/4-16	1.200	19	32,067	HXAB10-T	\$97.34	\$87.61	HXAM10-T	\$97.34	\$87.61

TECH TIP

PTFE LINER?

The military spec Teflon race greatly increases dynamic wear characteristics, making this the ideal choice for 4-links and ladder bars. This PTFE lined option is not to be confused with other rod end manufacturers' soft Nylon races.

ROD END INSERT

Perfect for shock end bearings and components that don't need adjustability.



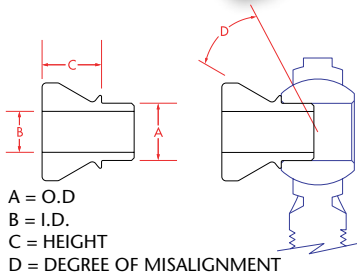
PART #	I.D.	O.D.	1-9	10+
COM8	1/2"	1"	\$11.18	\$10.06
COM10	5/8"	1-3/16"	\$11.52	\$10.37
COM12	3/4"	1-7/16"	\$17.10	\$15.39

TEFLON LINED

PART #	I.D.	O.D.	1-9	10+
COM8-T	1/2"	1"	\$15.56	\$14.00
COM10-T	5/8"	1-3/16"	\$16.48	\$14.83
COM12-T	3/4"	1-7/16"	\$22.06	\$19.85

HIGH MISALIGNMENT BUSHINGS

These 304 stainless steel bushings double as a spacer and increase the misalignment capabilities of rod ends. Using bushing reduces size of ball hole. Will not fit "Com" series rod end inserts.



PACK OF (2)	O.D.	I.D.	HEIGHT	DEGREE OF MISALIGNMENT	PRICE	BAG OF (20)	1 BAG
C78-010-2	5/8"	1/2"	1/4"	25	\$20.72	C78-010-20	\$186.48
C78-011-2	3/4"	1/2"	1/4"	25	\$20.72	C78-011-20	\$186.48
C78-012-2	3/4"	1/2"	1/2"	25	\$20.72	C78-012-20	\$186.48
C78-016-2	3/4"	5/8"	1/2"	22	\$20.72	C78-016-20	\$186.48
C78-013-2	7/8"	5/8"	5/8"	21	\$23.04	C78-013-20	\$207.36
C78-014-2	1"	5/8"	3/4"	33	\$24.08	C78-014-20	\$216.72
C78-015-2	1"	3/4"	3/4"	28	\$24.08	C78-015-20	\$216.72

STEERING SHAFT SUPPORT


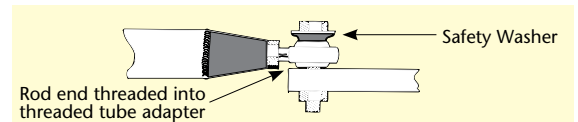
This 3/4-16 RH threaded rod end has a special .005" oversized hole in the ball allowing it to easily accept a 3/4" dia. steering shaft.



PART #	I.D.	1-9	10+
CM12-12	.755"	\$23.89	\$21.50

SAFETY WASHERS

Precision-machined mild steel is gold zinc-plated for long lasting corrosion resistance. Radius under cut design allows for increased rod end misalignment angle



PACK OF (2)	I.D.	O.D.	THICKNESS	PRICE	BAG OF (20)	1 BAG
C73-463-2	5/16"	7/8"	.170"	\$5.80	C73-463-20	\$52.20
C73-464-2	3/8"	1"	.200"	\$5.80	C73-464-20	\$52.20
C73-465-2	7/16"	1-1/8"	.220"	\$5.80	C73-465-20	\$52.20
C73-466-2	1/2"	1-1/4"	.220"	\$5.80	C73-466-20	\$52.20
C73-467-2	5/8"	1-3/8"	.250"	\$5.80	C73-467-20	\$52.20
C73-468-2	3/4"	1-5/8"	.330"	\$5.80	C73-468-20	\$52.20

SEALS IT WASHERS

Extends rod end life by sealing out dust and foreign debris. Fits any style of rod end. All sizes are .063" thick.

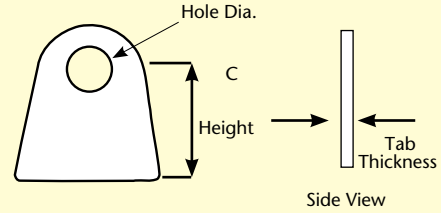


PACK OF (2)	ROD END	PRICE
C73-473-2	5/16	\$5.60
C73-474-2	3/8	\$5.60
C73-475-2	7/16	\$5.60
C73-476-2	1/2	\$5.60
C73-477-2	5/8	\$5.60
C73-478-2	3/4	\$6.60



MILD STEEL BRACKETS

Our large selection of quality die stamped mild steel tabs will save you time and money! No more cutting or filing; we've got a tab for every need...and at an affordable price.




MILD STEEL FLAT TABS



PACK OF (10)	HOLE DIA.	THICKNESS	HEIGHT	DISCOUNT PRICE PER PACK			BAG OF (20)	1 BAG	2 BAGS	3 BAGS
				1-3	4-5	6+				
C73-095-10	1/4"	1/8"	7/8"	\$13.00	\$11.70	\$11.05	C73-095-20	\$26.00	\$23.40	\$22.10
C73-096-10	1/4"	1/8"	15/16"	\$21.40	\$19.26	\$18.19	C73-096-20	\$42.80	\$38.52	\$36.38
C73-101-10	3/16"	1/16"	1/2"	\$8.60	\$7.74	\$7.31	C73-101-20	\$17.20	\$15.48	\$14.62
C73-102-10	3/16"	1/16"	3/4"	\$8.80	\$7.92	\$7.48	C73-102-20	\$17.60	\$15.84	\$14.96
C73-103-10	1/4"	3/32"	15/16"	\$6.60	\$5.94	\$5.61	C73-103-20	\$13.20	\$11.88	\$11.22
C73-107-10	3/16"	1/8"	3/4"	\$5.10	\$4.59	\$4.34	C73-107-20	\$10.20	\$9.18	\$8.67
C73-109-10	1/4"	3/32"	7/8"	\$6.60	\$5.94	\$5.61	C73-109-20	\$13.20	\$11.88	\$11.22
C73-110-10	3/8"	3/32"	7/8"	\$6.60	\$5.94	\$5.61	C73-110-20	\$13.20	\$11.88	\$11.22
C73-111-10	1/2"	3/16"	7/8"	\$7.20	\$6.48	\$6.12	C73-111-20	\$14.40	\$12.96	\$12.24
C73-112-10	1/2"	1/4"	7/8"	\$6.60	\$5.94	\$5.61	C73-112-20	\$13.20	\$11.88	\$11.22
C73-131-10	1/4"	1/16"	11/16"	\$10.60	\$9.54	\$9.01	C73-131-20	\$21.20	\$19.08	\$18.02

PACK OF (4)	HOLE DIA.	THICKNESS	HEIGHT	DISCOUNT PRICE PER PACK			BAG OF (20)	1 BAG	2 BAGS	3 BAGS
				1-9	10-14	15+				
C73-098-4	1/4"	1/8"	11/16"	\$6.96	\$6.26	\$5.92	C73-098-20	\$34.80	\$31.32	\$29.58
C73-099-4	5/16"	3/16"	11/16"	\$7.12	\$6.41	\$6.05	C73-099-20	\$35.60	\$32.04	\$30.26
C73-104-4	5/8"	3/32"	3/4"	\$7.44	\$6.70	\$6.32	C73-104-20	\$37.20	\$33.48	\$31.62
C73-105-4	1-3/16"	1/8"	1-3/8"	\$7.92	\$7.13	\$6.73	C73-105-20	\$39.60	\$35.64	\$33.66
C73-106-4	1/4"	1/8"	3"	\$8.16	\$7.34	\$6.94	C73-106-20	\$40.80	\$36.72	\$34.68
C73-108-4	1/4"	3/32"	1"	\$8.80	\$4.61	\$4.35	C73-108-20	\$44.00	\$39.60	\$37.40
C73-113-4	1/2"	3/16"	1-3/16"	\$11.20	\$10.08	\$9.52	C73-113-20	\$56.00	\$50.40	\$47.60
C73-114-4	3/8"	1/8"	1-3/16"	\$10.16	\$9.14	\$8.64	C73-114-20	\$50.80	\$45.72	\$43.18
C73-115-4	3/8"	3/16"	7/8"	\$8.64	\$7.78	\$7.34	C73-115-20	\$43.20	\$38.88	\$36.72
C73-116-4	1/2"	3/16"	1-5/16"	\$9.36	\$8.42	\$7.96	C73-116-20	\$46.80	\$42.12	\$39.78
C73-117-4	1/2"	1/4"	1-3/8"	\$12.08	\$10.87	\$10.27	C73-117-20	\$60.40	\$54.36	\$51.34
C73-132-4	1/2"	3/16"	1"	\$11.04	\$9.94	\$9.38	C73-132-20	\$55.20	\$49.68	\$46.92
C73-185-4	1/2"	1/8"	1-5/16"	\$8.80	\$7.92	\$7.48	C73-185-20	\$44.00	\$39.60	\$37.40
C73-187-4	3/4"	1/4"	1-3/8"	\$12.08	\$10.87	\$10.27	C73-187-20	\$60.40	\$54.36	\$51.34

MILD STEEL RADIUS TABS



PACK OF (4)	HOLE DIA.	THICKNESS	HEIGHT	TUBE DIA.	DISCOUNT PRICE PER PACK			BAG OF (20)	1 BAG	2 BAGS	3 BAGS
					1-9	10-14	15+				
C73-128-4	5/16"	1/8"	3/4"	1-1/2"	\$5.68	\$5.11	\$4.88	C73-128-20	\$28.40	\$25.56	\$24.14
C73-129-4	1/4"	1/8"	9/16"	1-1/4"	\$5.76	\$5.18	\$4.90	C73-129-20	\$28.80	\$25.92	\$24.48
C73-130-4	3/8"	1/8"	9/16"	1-1/4"	\$5.76	\$5.18	\$4.90	C73-130-20	\$28.80	\$25.92	\$24.48
C73-140-4	1/4"	1/8"	15/16"	1-1/4"	\$8.80	\$7.92	\$7.48	C73-140-20	\$44.00	\$39.60	\$37.40
C73-145-4	3/8"	3/16"	1-3/4"	1-5/8"	\$12.08	\$10.87	\$10.27	C73-145-20	\$60.40	\$54.36	\$51.34
C73-147-4	3/4"	3/16"	1-3/4"	1-5/8"	\$14.72	\$13.25	\$12.51	C73-147-20	\$73.60	\$66.24	\$62.56
C73-150-4	3/8"	1/8"	15/16"	1-1/4"	\$10.80	\$9.72	\$9.18	C73-150-20	\$54.00	\$48.60	\$45.90
C73-151-4	1/2"	3/16"	1-3/4"	1-5/8"	\$12.08	\$10.87	\$10.27	C73-151-20	\$60.40	\$54.36	\$51.34

MILD STEEL BENT TABS



PACK OF (10)	HOLE DIA.	THICKNESS	HEIGHT	DISCOUNT PRICE PER PACK			BAG OF (20)	1 BAG	2 BAGS	3 BAGS
				1-3	4-5	6+				
C73-118-10	1/4"	3/32"	15/16"	\$9.40	\$8.46	\$7.99	C73-118-20	\$18.80	\$16.92	\$15.98
C73-119-10	3/8"	3/32"	15/16"	\$12.00	\$10.80	\$10.20	C73-119-20	\$24.00	\$21.60	\$20.40
C73-120-10	3/8"	1/8"	1"	\$11.20	\$10.08	\$9.52	C73-120-20	\$22.40	\$20.16	\$19.04
C73-121-10	7/16"	1/8"	1"	\$9.40	\$8.46	\$7.99	C73-121-20	\$18.80	\$16.92	\$15.98
C73-122-10	1/4"	3/32"	7/8"	\$12.00	\$10.80	\$10.20	C73-122-20	\$24.00	\$21.60	\$20.40
C73-123-10	3/8"	3/32"	7/8"	\$12.00	\$10.80	\$10.20	C73-123-20	\$24.00	\$21.60	\$20.40



PACK OF (4)	HOLE DIA.	THICKNESS	HEIGHT	DISCOUNT PRICE PER PACK			BAG OF (20)	1 BAG	2 BAGS	3 BAGS
				1-3	4-5	6+				
C73-124-4*	3/8"	1/8"	1-1/4"	\$14.24	\$12.82	\$12.10	C73-124-20	\$71.20	\$64.08	\$60.52
C73-125-4	1/4"	3/32"	1"	\$11.20	\$10.08	\$9.52	C73-125-20	\$56.00	\$50.40	\$47.60
C73-126-4	1/4"	3/32"	1-1/4"	\$12.20	\$10.98	\$10.37	C73-126-20	\$61.00	\$54.90	\$51.85
C73-127-4	1/4"	3/32"	1-3/4" C-C	\$13.32	\$11.99	\$11.32	C73-127-20	\$66.60	\$59.94	\$56.61


* Fits 1-1/2" diameter tube.

MILD STEEL / BRACKETS

TECH TIP

Mild Steel can be successfully welded to chromoly using the proper filling rod (see pg. 1). Always select chromoly tabs for applications requiring ultimate strength.

MILD STEEL CLEVIS LINK BRACKET



PART #	SIDE HOLES	MOUNT HOLE	QUANTITY DISCOUNT			BAG OF (20)	1 BAG	2 BAGS	3 BAGS
			1-39	40-59	60+				
C73-175*	1/2" DIA.	1/2" DIA.	\$9.59	\$8.63	\$8.15	C73-175-20	\$191.82	\$172.64	\$163.05
C73-176*	1/2" DIA.	5/8" DIA.	\$9.59	\$8.63	\$8.15	C73-176-20	\$191.82	\$172.64	\$163.05


* Both brackets are 3/16" thick and 1" wide inside.

MILD STEEL HINGE BRACKETS



PACK OF (4)	HOLE DIA.	THICKNESS	HEIGHT	DISCOUNT PRICE PER PACK			BAG OF (20)	1 BAG	2 BAGS
				1-9	10-14	15+			
C73-133-4	1/4"	3/32"	1-7/8"	\$6.58	\$5.92	\$5.59	C73-133-20	\$118.44	\$111.86

MILD STEEL FLANGES



C73-161-2

C73-164-2

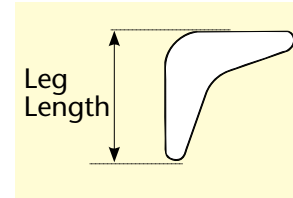

C73-160-2

C73-163

PACK OF (2)	HOLE DIA.	THICKNESS	DIA.	TUBE APPLICATION	DISCOUNT PRICE PER PACK			BAG OF (20)	1 BAG	2 BAGS	3 BAGS
					1-19	20-29	30+				
C73-161-2	3/8"	1/4"	1-3/8"	FRAME	\$8.98	\$8.08	\$7.63	C73-161-20	\$89.80	\$80.82	\$76.33
C73-164-2	1/4"	3/16"	1"	FRAME	\$4.52	\$4.07	\$3.84				
C73-160-2	5/16"	1/4"	1-1/2"	FRAME	\$6.40	\$5.76	\$5.44	C73-160-20	\$64.00	\$57.60	\$54.40
*C73-163	1/4"	1/8"	7/8"	STEERING	\$2.26	\$2.03	\$1.92	C73-163-20	\$45.20	\$40.68	\$38.42

*1 per pack

MILD STEEL GUSSETS



PACK OF (4)	THICKNESS	LEG LENGTH	DISCOUNT PRICE PER PACK			BAG OF (20)	1 BAG	2 BAGS	3 BAGS
			1-5	6-11	12+				
C73-152-4	1/8"	1-7/8"	\$2.60	\$2.34	\$2.21	C73-152-20	\$13.00	\$11.70	\$11.05
C73-153-4	1/8"	1-7/8"	\$2.20	\$1.98	\$1.87	C73-153-20	\$11.00	\$9.90	\$9.35
C73-154-4	1/8"	3"	\$5.52	\$4.97	\$4.69	C73-154-20	\$27.60	\$24.84	\$23.46


MILD STEEL PINTO RACK-N-PINION BRACKETS



PACK OF (1) PAIR	HOLE DIA.	THICKNESS	HOLE C-C SPACING	DISCOUNT PRICE PER PACK			BAG OF (20) PAIRS	1 BAG	2 BAGS	3 BAGS
				1-39	40-59	60+				
C73-172*	3/8"	3/16"	2-7/8"	\$12.79	\$11.51	\$10.87	C73-172-20	\$255.80	\$230.22	\$217.43

*Fits 1-1/2" diameter tube.

MILD STEEL SHOCK BRACKET



PACK OF (4)	DIMENSIONS	SIZE	QUANTITY DISCOUNT		
			1-39	40-59	60+
C73-155*	1/2" BOLT RADIUS MT (RIGHT) (TUBE DIA)	1-1/2"	\$8.50	\$7.65	\$7.23
C73-156*	1/2" BOLT RADIUS MT (LEFT) (TUBE DIA)	1-1/2"	\$8.50	\$7.65	\$7.23
C73-157*	1/2" BOLT FLAT MT (FLAT)	1-1/4"	\$8.50	\$7.65	\$7.23
C73-158*	1/2" BOLT FLAT MT (FLAT)	1-7/8"	\$8.50	\$7.65	\$7.23
C73-159*	1/2" BOLT 2 PC RADIUS TAB (TUBE DIA)	1-1/2"	\$8.50	\$7.65	\$7.23"

* Includes bushings.



Bolt Not Included.

PACK OF (4)	DIMENSIONS	SIZE	DISCOUNT PRICE PER PACK		
			1-9	10-14	15+
C73-165-4	BUSHING ONLY	1/2" x 1/2"	\$4.00	\$3.60	\$3.40
C73-169-4	BUSHING ONLY	1/2" x 7/8"	\$5.12	\$4.61	\$4.35



CHROMOLY / BRACKETS

CHROMOLY BRACKETS

These high-strength chromoly chassis brackets take the hassle out of trying to cut & drill 4130 bracketry. Many popular styles to choose from.



CHROMOLY BENT TABS



C73-201-4



C73-202-4



C73-203-4



C73-207-4



C73-211-4

PACK OF (4)	HOLE DIA.	THICKNESS	HEIGHT	TUBE DIA.	DISCOUNT PRICE			BAG OF (20)	1 BAG	2 BAGS	3 BAGS
					1-9	10-14	15+				
C73-201-4	3/8"	1/8"	1-3/16"	1-1/4"	\$26.44	\$23.80	\$22.47	C73-201-20	\$132.20	\$118.98	\$112.37
C73-202-4	3/8"	1/8"	1-3/16"	1-1/4"	\$15.40	\$13.86	\$13.09	C73-202-20	\$77.00	\$69.30	\$65.45
C73-203-4	3/8"	1/8"	1-3/16"	1-1/4"	\$15.40	\$13.86	\$13.09	C73-203-20	\$77.00	\$69.30	\$65.45
C73-207-4	3/8"	1/8"	15/16"	-	\$13.37	\$12.03	\$11.36	C73-204-20	\$165.60	\$149.04	\$140.76
C73-211-4	3/16"	1/16"	7/8"	-	\$9.52	\$8.57	\$8.09	C73-211-20	\$47.60	\$42.84	\$40.46

CHROMOLY ROD END CLEVIS



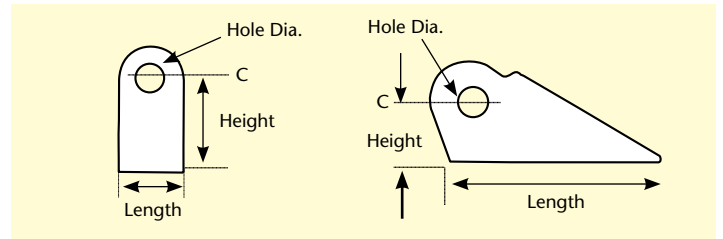
C73-204-2



C73-205-2



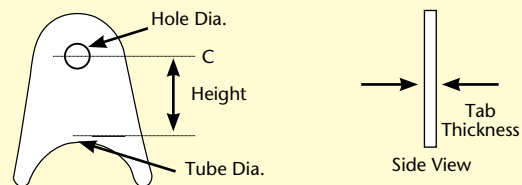
C73-206-2



PACK OF (2)	HOLE DIA.	HEIGHT	LENGTH	INSIDE WIDTH	DISCOUNT PRICE			BAG OF (20)	1 BAG	2 BAGS	3 BAGS
					1-19	20-29	30+				
C73-204-2	3/8"	3/4"	2-3/4"	.500"	\$16.56	\$14.90	\$14.08	C73-204-20	\$165.60	\$149.04	\$140.76
C73-205-2	3/8"	1-1/8"	3/4"	.500"	\$10.52	\$9.47	\$8.94	C73-205-20	\$105.20	\$94.68	\$89.42
C73-206-2	3/8"	1-1/8"	1"	.500"	\$10.52	\$9.47	\$8.94	C73-206-20	\$105.20	\$94.68	\$89.42

CHROMOLY RADIUS TABS

If necessary, you can modify (grind) the radius of these tabs to fit larger diameter tubing.



C73-229-4



C73-219-4



C73-208-4



C73-209-4



C73-210-4



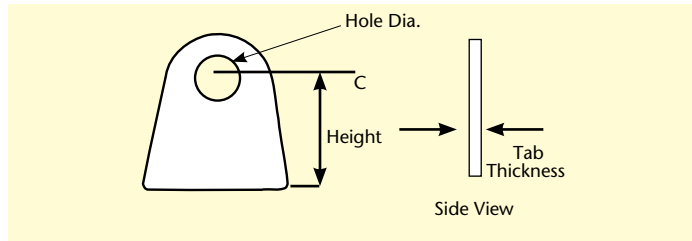
C73-226-4
C73-227-4



C73-224-4

PACK OF (4)	HOLE DIA.	THICKNESS	HEIGHT	TUBE DIA.	DISCOUNT PRICE			BAG OF (20)	1 BAG	2 BAGS	3 BAGS
					1-9	10-14	15+				
C73-208-4	1/4"	1/8"	1/2"	1-1/4"	\$15.40	\$13.86	\$13.09	C73-208-20	\$77.00	\$69.30	\$65.45
C73-209-4	3/8"	1/8"	9/16"	1-1/4"	\$15.40	\$13.86	\$13.09	C73-209-20	\$77.00	\$69.30	\$65.45
C73-210-4	3/8"	1/8"	7/8"	1-1/4"	\$15.40	\$13.86	\$13.09	C73-210-20	\$77.00	\$69.30	\$65.45
C73-219-4	5/16"	1/8"	7/16"	1"	\$15.40	\$13.86	\$13.09	C73-219-20	\$77.00	\$69.30	\$65.45
C73-224-4	3/8"	1/8"	3/4"	1-3/8"	\$15.40	\$13.86	\$13.09	C73-224-20	\$77.00	\$69.30	\$65.45
C73-226-4	7/16"	1/8"	7/8"	1-3/8"	\$15.40	\$13.86	\$13.09	C73-226-20	\$77.00	\$69.30	\$65.45
C73-227-4	7/16"	3/16"	7/8"	1-3/8"	\$15.40	\$13.86	\$13.09	C73-227-20	\$77.00	\$69.30	\$65.45
C73-229-4	1/4"	1/8"	9/16"	1-1/8"	\$15.40	\$13.86	\$13.09	C73-229-20	\$77.00	\$69.30	\$65.45

CHROMOLY FLAT TABS



C73-217-4



C73-213-4
C73-218-4



C73-221-4



C73-231-4



C73-233-4
C73-234-4

PACK OF (4)	HOLE DIA.	THICKNESS	HEIGHT	DISCOUNT PRICE PER PACK			BAG OF (20)	1 BAG	2 BAGS	3 BAGS
				1-9	10-14	15+				
C73-213-4	5/16"	3/16"	11/16"	\$15.40	\$13.86	\$13.09	C73-213-20	\$77.00	\$69.30	\$65.45
C73-217-4	1/4"	1/8"	11/16"	\$15.40	\$13.86	\$13.09	C73-217-20	\$77.00	\$69.30	\$65.45
C73-218-4	5/16"	1/8"	11/16"	\$15.40	\$13.86	\$13.09	C73-218-20	\$77.00	\$69.30	\$65.45
C73-221-4	3/8"	3/16"	3/4"	\$15.40	\$13.86	\$13.09	C73-221-20	\$77.00	\$69.30	\$65.45
C73-231-4	7/16"	1/8"	1-1/8"	\$15.40	\$13.86	\$13.09	C73-231-20	\$77.00	\$69.30	\$65.45
C73-233-4	7/16"	1/8"	1-3/8"	\$15.40	\$13.86	\$13.09	C73-233-20	\$77.00	\$69.30	\$65.45
C73-234-4	7/16"	3/16"	1-3/8"	\$15.40	\$13.86	\$13.09	C73-234-20	\$77.00	\$69.30	\$65.45



C73-237-4



C73-236-4



C73-220-4



C73-239-4




C73-241-4



C73-242-4

PACK OF (4)	HOLE DIA.	THICKNESS	HEIGHT	DISCOUNT PRICE PER PACK			BAG OF (20)	1 BAG	2 BAGS	3 BAGS
				1-9	10-14	15+				
C73-220-4	5/16"	.095"	7/8"	\$15.40	\$13.86	\$13.09	C73-220-20	\$77.00	\$69.30	\$65.45
C73-236-4	5/16"	3/16"	9/16"	\$15.40	\$13.86	\$13.09	C73-236-20	\$77.00	\$69.30	\$65.45
C73-237-4	1/4"	1/8"	5/8"	\$15.40	\$13.86	\$13.09	C73-237-20	\$77.00	\$69.30	\$65.45
C73-239-4	5/16"	1/8"	5/8"	\$15.40	\$13.86	\$13.09	C73-239-20	\$77.00	\$69.30	\$65.45
C73-241-4	3/8"	1/8"	7/8"	\$15.40	\$13.86	\$13.09	C73-241-20	\$77.00	\$69.30	\$65.45
C73-242-4	5/16"	1/8"	1"	\$15.40	\$13.86	\$13.09	C73-242-20	\$77.00	\$69.30	\$65.45

CHROMOLY MOUNT BRACKETS




PART #	APPLICATION	DETAIL	QUANTITY DISCOUNT		
			1-39	40-59	60+
C73-212	MASTER CYLINDER	1/8" THICK	\$9.95	\$8.96	\$8.46
C73-261	WILWOOD TANDEM MASTER CYL	3/16" THICK	\$13.15	\$11.84	\$11.18
C73-266	STILLETTO RACK	1/8" THICK	\$9.85	\$8.87	\$8.37
C73-267	STILLETTO RACK (SHORT)	1/8" THICK	\$9.85	\$8.87	\$8.37
C73-268	MASTER CYL SIDE MT	3/16" THICK	\$11.50	\$10.35	\$9.78
C73-270	BELL CRANK STEERING ARM	1/4" THICK	\$32.95	\$29.66	\$28.01
C73-271	FRONT AXLE BRACKET FITS 1-1/2" DIA. TUBE	3/16" THICK	\$15.35	\$13.82	\$13.05
C73-269	MASTER CYL SIDE MT FITS 1" DIA. TUBE	1/8" THICK	\$18.65	\$16.79	\$15.85



CHROMOLY FUNNY CAR BOX MOUNTS

Available in two versions, this weld on chromoly bracket is 1/8" thick and is notched to accept a 1-1/8" dia. tube.

PART #	FITS	WELD AT	QUANTITY DISCOUNT		
			1-39	40-59	60+
C73-262	SPE	TOP	\$18.65	\$16.79	\$15.85
C73-263	SPE	BOTTOM	\$18.65	\$16.79	\$15.85




FRONT AND MID MOTOR PLATES

All of our Motor Plates are 6061-T6 aluminum, CNC precision machined "In House" to exact tolerances for optimum fit and finish.

PROFILED MID MOTOR PLATE

Designed to work with Pro-werks Profiled Front Motor Plates, this mid plate is ready to install. Available for either 1-1/4" or 1-1/2" diameter frame rails, plate has 19-1/2" centers on frame rail notches. Includes Chevy dowel pin locations, 6" diameter center hole, and two 2" diameter vent holes.



REF	PART #	DESCRIPTION	THICKNESS	NOTCH	PRICE
(A)	C52-400	UNIVERSAL	1/4"	1-1/4"	\$172.95
(A)	C52-405	UNIVERSAL	1/4"	1-1/2"	\$172.95
(A)	C52-401	UNIVERSAL	3/8"	1-1/4"	\$198.95
(A)	C52-406	UNIVERSAL	3/8"	1-1/2"	\$198.95
(B)	C52-410	SB & BB CHEVY	1/4"	1-1/4"	\$176.95
(B)	C52-415	SB & BB CHEVY	1/4"	1-1/2"	\$176.95
(B)	C52-411	SB & BB CHEVY	3/8"	1-1/4"	\$207.95
(B)	C52-416	SB & BB CHEVY	3/8"	1-1/2"	\$207.95

PROFILED FRONT MOTOR PLATE

Plate is ready to install and is complete with holes for chassis tabs. Notched at 1-3/8" diameter to accept floating saddle mounts or direct mounts, plate has 19-1/2" centers on frame rail notches.



PART #	DESCRIPTION	THICKNESS	PRICE
C52-550	SB CHEVY	1/4"	\$99.95
C52-551	SB CHEVY	3/8"	\$132.95
C52-555	BB CHEVY	1/4"	\$99.95
C52-556	BB CHEVY	3/8"	\$132.95

FLOATING SADDLE MOUNT

This all chromoly constructed mount is tig welded. Clamps are sold separately; see Pro-werks Stainless Steel Clamp at right.



PART #	FITS DIA.	USES CLAMP	PRICE
C73-321	1"	C73-303	\$28.95
C73-322	1-1/8"	C73-304	\$28.95
C73-323	1-1/4"	C73-304	\$28.95
C73-324	1-3/8"	C73-306	\$28.95
C73-325	1-1/2"	C73-307	\$28.95
C73-326	1-5/8"	C73-307	\$28.95

STAINLESS CLAMP

Positive grip band clamps are ideal for floating saddle mounts, add-on brackets, or hose sealing. Fine thread t-bolt includes self-locking nut. Two clamps recommended for most applications.



PART #	DIA.	CLAMP RANGE	PRICE
C73-303	1.125"	1" TO 1-3/16"	\$7.95
C73-304	1.312"	1-1/4" TO 1-7/16"	\$7.95
C73-306	1.5"	1-7/16" TO 1-5/8"	\$7.95
C73-307	1.625"	1-1/2" TO 1-7/8"	\$7.95



FRONT MOTOR PLATE

Provides increased chassis strength. Allows easy engine installation and removal. Plate is precision CNC machined from 6061-T6 aluminum, and includes water passages. May be trimmed to fit your application.


PART #	DESCRIPTION	MOUNTING LOCATION	H x W x THK	PRICE
C52-500	SB CHEVY	BLOCK TO PUMP	11" x 36" x 1/4"	\$110.95
C52-501	BB CHEVY	BLOCK TO PUMP	11" x 36" x 1/4"	\$110.95
C52-505	SB MOPAR	PUMP TO COVER	11" x 36" x 1/4"	\$117.95
C52-506	BB MOPAR	BLOCK TO PUMP	11" x 36" x 1/4"	\$117.95
C52-510	SB FORD	PUMP TO COVER	11" x 36" x 1/4"	\$116.95
C52-515	BB FORD	PUMP TO COVER	11" x 36" x 1/4"	\$116.95
C52-520	CLEVELAND FORD	PUMP TO COVER	11" x 36" x 1/4"	\$116.95



C52-500



C52-501



C52-505



C52-506



C52-510



C52-515



C52-520



MID MOTOR PLATE

Precision CNC machined from 6061-T6 aluminum, these plates may be trimmed to fit your particular application.



C52-302/C52-303



C52-311/C52-312



C52-321/C52-322



C52-324/C52-326



C52-336/C52-337



C52-346/C52-347



C52-356/C52-357



C52-366/C52-367



C52-421



C52-424



C52-436



C52-446



C52-456



C52-466

PART #	BOLT PATTERN	H x W x THK	PRICE
C52-302	BLANK	24" x 24" x 1/4"	\$93.95
C52-311	CENTER HOLE ONLY	24" x 24" x 1/4"	\$110.95
C52-321	*SB & BB CHEVY	24" x 24" x 1/4"	\$132.95
C52-324	UNIVERSAL	24" x 24" x 1/4"	\$128.95
C52-336	*SB MOPAR	24" x 24" x 1/4"	\$143.95
C52-346	*BB MOPAR	24" x 24" x 1/4"	\$143.95
C52-356	*SB FORD	24" x 24" x 1/4"	\$143.95
C52-366	*BB FORD	24" x 24" x 1/4"	\$143.95
C52-303	BLANK	24" x 24" x 3/8"	\$139.45
C52-312	CENTER HOLE ONLY	24" x 24" x 3/8"	\$154.95
C52-322	*SB & BB CHEVY	24" x 24" x 3/8"	\$176.95
C52-326	UNIVERSAL	24" x 24" x 3/8"	\$172.95
C52-337	*SB MOPAR	24" x 24" x 3/8"	\$187.95
C52-347	*BB MOPAR	24" x 24" x 3/8"	\$187.95
C52-357	*SB FORD	24" x 24" x 3/8"	\$187.95
C52-367	*BB FORD	24" x 24" x 3/8"	\$187.95
C52-421	*SB & BB CHEVY	24" x 36" x 1/4"	\$187.95
C52-424	UNIVERSAL	24" x 36" x 1/4"	\$183.95
C52-436	*SB MOPAR	24" x 36" x 1/4"	\$198.95
C52-446	*BB MOPAR	24" x 36" x 1/4"	\$198.95
C52-456	*SB FORD	24" x 36" x 1/4"	\$198.95
C52-466	*BB FORD	24" x 36" x 1/4"	\$198.95

*Includes dowel pin locations and starter hole.

AUTO ADAPTER PLATE

This aluminum plate adapts Chevy Powerglide Turbo 350 or 400 transmissions to a VW air-cooled engine. Includes transmission dowel pins to ensure accurate alignment. Measures 1/4" thick, 18-1/2" tall, and 20" wide.



PART #	DESCRIPTION	PRICE
C12-300	AUTO ADPT PLATE	\$195.95

BODY FABRICATION

PANEL FASTENERS

These self-locking fasteners are widely used for fastening panels and hoods. They provide an easily operated, positive acting, shake proof fastener. Several styles to choose from. All are functional for steel, aluminum, and fiberglass installations.

BUTTONS

Accepts C73-505-10, C73-508-10, or C73-510-10 tabs with C73-525-10 springs.



FLAT



DOME



TECH TIP HOW TO MEASURE GRIP LENGTH If you are trying to match existing buttons on your application, follow these illustrations to determine the correct measurement. Grip length is measured from the rim surface in contact with the surface of the panel (A) and the actual fastened point of the spring (B). Diameter is (C).

TABS & SPRINGS

An assortment of tabs to choose from for your panel fastener installation.



C73-505-10



C73-508-10



C73-510-10



C73-525-10
*1-3/8" C-C HOLES

DOME STEEL

PACK OF (10)	SHANK DIA.	DIA. OF HEAD	GRIP	DISCOUNT PRICE PER PACK		
				1-5	6-9	10+
C73-562-10	.406	.700	.400	\$16.95	\$15.26	\$14.41
C73-563-10	.406	.700	.450	\$16.95	\$15.26	\$14.41
C73-564-10	.406	.700	.500	\$16.95	\$15.26	\$14.41
C73-565-10	.406	.700	.550	\$16.95	\$15.26	\$14.41
C73-566-10	.406	.700	.600	\$16.95	\$15.26	\$14.41
C73-567-10	.406	.700	.650	\$16.95	\$15.26	\$14.41

DOME ALUMINUM

PACK OF (10)	SHANK DIA.	DIA. OF HEAD	GRIP	DISCOUNT PRICE PER PACK		
				1-5	6-9	10+
C73-572-10	.406	.700	.400	\$17.95	\$16.16	\$15.26
C73-573-10	.406	.700	.450	\$17.95	\$16.16	\$15.26
C73-574-10	.406	.700	.500	\$17.95	\$16.16	\$15.26
C73-575-10	.406	.700	.550	\$17.95	\$16.16	\$15.26
C73-576-10	.406	.700	.600	\$17.95	\$16.16	\$15.26
C73-577-10	.406	.700	.650	\$17.95	\$16.16	\$15.26

FLAT STEEL

PACK OF (10)	SHANK DIA.	DIA. OF HEAD	GRIP	DISCOUNT PRICE PER PACK		
				1-5	6-9	10+
C73-582-10	.406	.700	.400	\$16.95	\$15.26	\$14.41
C73-583-10	.406	.700	.450	\$16.95	\$15.26	\$14.41
C73-584-10	.406	.700	.500	\$16.95	\$15.26	\$14.41
C73-585-10	.406	.700	.550	\$16.95	\$15.26	\$14.41
C73-586-10	.406	.700	.600	\$16.95	\$15.26	\$14.41
C73-587-10	.406	.700	.650	\$16.95	\$15.26	\$14.41

FLAT ALUMINUM

PACK OF (10)	SHANK DIA.	DIA. OF HEAD	GRIP	DISCOUNT PRICE PER PACK		
				1-5	6-9	10+
C73-592-10	.406	.700	.400	\$17.95	\$16.16	\$15.26
C73-593-10	.406	.700	.450	\$17.95	\$16.16	\$15.26
C73-594-10	.406	.700	.500	\$17.95	\$16.16	\$15.26
C73-595-10	.406	.700	.550	\$17.95	\$16.16	\$15.26
C73-596-10	.406	.700	.600	\$17.95	\$16.16	\$15.26
C73-597-10	.406	.700	.650	\$17.95	\$16.16	\$15.26

PACK OF (10)	TYPE	DISCOUNT PRICE PER PACK			BAG OF (20)	(1) BAG
		1-5	6-9	10+		
C73-505-10	REG LENGTH	\$6.95	\$6.26	\$5.91	C73-505-20	\$13.80
C73-508-10	LIGHT WEIGHT	\$7.95	\$7.16	\$6.76	C73-508-20	\$15.90
C73-510-10	LONG LENGTH	\$6.95	\$6.26	\$5.91	C73-510-20	\$13.90
C73-525-10*	SPRING	\$5.95	\$5.36	\$5.06	C73-525-20	\$11.90

*1-3/8" c-c holes and .425" tall.



STEEL SELF-EJECT BUTTONS

Accepts C73-500-10 tabs and C73-515-10 springs.

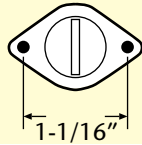
FLAT



WING



Rivet Spacing

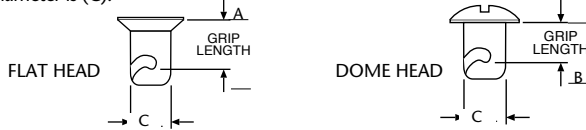


PACK OF (10)	SHANK DIA.	DIA. OF HEAD	GRIP	DISCOUNT PRICE PER PACK		
				1-5	6-9	10+
C73-598-10	.350	.625	.400	\$22.95	\$20.66	\$19.51
C73-599-10	.350	.625	.450	\$22.95	\$20.66	\$19.51
C73-600-10	.350	.625	.500	\$22.95	\$20.66	\$19.51
C73-601-10	.350	.625	.550	\$22.95	\$20.66	\$19.51
C73-602-10	.350	.625	.600	\$22.95	\$20.66	\$19.51
C73-603-10	.350	.625	.650	\$22.95	\$20.66	\$19.51

PACK OF (10)	SHANK DIA.	DIA. OF HEAD	GRIP	DISCOUNT PRICE PER PACK		
				1-5	6-9	10+
C73-610-10	.350	.625	.500	\$33.95	\$30.56	\$28.86

TECH TIP

HOW TO MEASURE GRIP LENGTH If you are trying to match existing buttons on your application, follow these illustrations to determine the correct measurement. Grip length is measured from the rim surface in contact with the surface of the panel (A) and the actual fastened point of the spring (B), Diameter is (C).

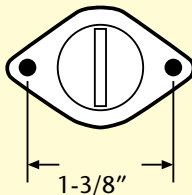


LARGE STEEL SELF-EJECT BUTTONS "PRO-STOCK STYLE"

These flat head Pro-Stock style buttons accept C73-500-10 tabs with C73-515-10 springs.



Rivet Spacing




PACK OF (10)	SHANK DIA.	DIA. OF HEAD	GRIP	DISCOUNT PRICE PER PACK		
				1-5	6-9	10+
C73-612-10	.406	.750	.400	\$28.95	\$26.06	\$24.61
C73-613-10	.406	.750	.450	\$28.95	\$26.06	\$24.61
C73-614-10	.406	.750	.500	\$28.95	\$26.06	\$24.61
C73-615-10	.406	.750	.550	\$28.95	\$26.06	\$24.61
C73-616-10	.406	.750	.600	\$28.95	\$26.06	\$24.61
C73-617-10	.406	.750	.650	\$28.95	\$26.06	\$24.61

SELF-EJECT TAB & SPRING

Special tab and spring combination is designed to accept Self-Eject style panel fasteners.

C73-500-10



C73-515-10



PACK OF (10)	TYPE	DISCOUNT PRICE PER PACK			BAG	
		1-5	6-9	10+	OF (20)	(1) BAG
C73-500-10	TAB	\$7.95	\$7.16	\$6.76	C73-500-20	\$15.90
C73-515-10*	SPRING	\$6.95	\$6.26	\$5.91	C73-515-20	\$13.90

*1" c-c holes and .325" tall.

FABRICATION TOOLS

DZUS WRENCH

This handy wrench fits all Dzus style buttons.



PART #	DESCRIPTION	PRICE
C72-010	DZUS WRENCH	\$8.27

TRANSFER PUNCH

Use for accurate transfer of hole location on to attaching panel. Punch fits in tab with or without spring.



PART #	DESCRIPTION	PRICE
C73-544	TRANSFER PUNCH	\$8.45

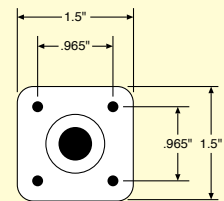
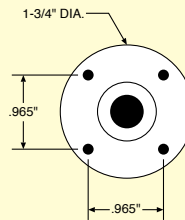


DOUBLER PLATES

Aluminum construction is .040" thick and accepts Flat Head Style buttons. Rivets on location for increased strength of fiberglass, carbon fiber, and aluminum panels. Rivet holes measure 1/8" diameter, center hole measures .435" diameter.




PACK OF (10)	TYPE	DISCOUNT PRICE PER PACK	
		1-5	6+
C73-536-10	ROUND	\$9.45	\$8.51
C73-535-10	SQUARE	\$9.45	\$8.51



Both styles accept C73-525-10 springs, and may be used as spring reinforcement on the back side of panel or for wear plate on the front side.

DIMPLE TOOLS

These tools provide the professional quality dimple necessary for flat head button applications.




REF	PART #	DESCRIPTION	TYPE	PRICE
	C73-540	FLAT HEAD	WRENCH	\$17.95
(A)	C73-541	FLAT HEAD	HAMMER	\$20.95
(A)	C73-542	SELF EJECT	HAMMER	\$20.95
(A)	C73-543	LARGE SELF EJECT	HAMMER	\$20.95



SPRING ADJUSTER

Effectively adjusts installed fastener springs that are too tight or too loose. Universal design fits both C73-515-10 and C73-525-10 springs.



PART #	DESCRIPTION	PRICE
C73-545	SPRING ADJUSTER	\$39.75

Simplify assembly of your project by using one length button and adjusting the spring height for varied panel thickness.



ALUMINUM SPRING RIVETS

Special dual groove creates a large bulb to retain the spring. Rivets measure 1/8" in diameter and fit all sizes of Dzus springs.



PART #	DESCRIPTION	QTY. PER PACK	PRICE
C73-531	1/8" DIA.	10	\$1.10
C73-532	1/8" DIA.	100	\$8.95



CLECOS

Quick and easy to use, spring-loaded Cleco fasteners are inserted into drilled rivet holes to temporarily hold panels in place during fit up. Cleco pliers are required for installation. Complete kit includes pliers and quantity of 10 each of 3/32", 1/8", and 3/16" diameter Clecos.



C72-011

PART #	DESCRIPTION	QTY. PER PACK	PRICE
C72-008	KIT	1	\$33.50
C72-011	PLIERS	1	\$12.95
C72-013	3/32"	10	\$6.95
C72-015	1/8"	10	\$6.95
C72-019	3/16"	10	\$6.95



C72-008

LATCHES / SEATS

ACCESS DOOR KIT

Provides easy access to knobs, fill caps, and computers. Complete kit includes aluminum door, stop flange, hinge, access door release, and all mounting hardware.



Installed



C73-492



C73-490

PART #	DOOR	PRICE
C73-492	8" x 12"	\$72.95
C73-490	5" x 5"	\$60.95

ACCESS DOOR RELEASE

This flush mounted release is made of stainless steel, with 1/16" offset. Spring is loaded and equipped with positive lock. It is ideal for access doors.



PART #	DESCRIPTION	PRICE
C73-480	ACCESS DOOR RELEASE	\$24.50

ALUMINUM HINGE

Perfect for access doors. Lightweight aluminum is 1/16" thick x 1-1/16" wide x 12" long.



PART #	DESCRIPTION	PRICE
C73-485	ALUM HINGE	\$6.50

ESCAPE HATCH LATCH

Positive locking and easily released, these latches are constructed of stainless steel and anodized aluminum for corrosion resistance.



C73-481



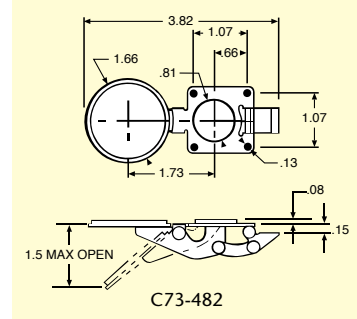
C73-482



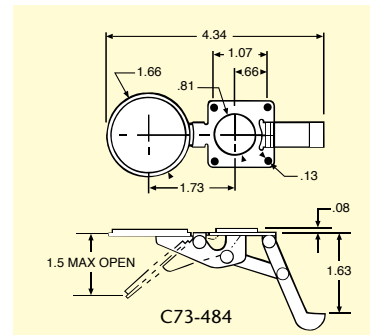
C73-483



C73-484



PART #	HOOK	PRICE
C73-481	SMALL BUTTON - FLAT HOOK	\$44.95
C73-482	LARGE BUTTON - FLAT HOOK	\$44.95
C73-483	SMALL BUTTON - LONG HOOK	\$57.86
C73-484	LARGE BUTTON - LONG HOOK	\$57.86



COMPOSITE DRAGSTER SEAT

These lightweight hand laid composite seats may be used in dragsters, altered, or funny cars. Seats are flexible enough to adjust in width if needed. Available in Carbon Fiber and Fiberglass. Standard seat measures 20-1/2" wide at top, 28" tall along back, and 17" wide at bottom front, wide seat is 19" wide at bottom front.



PART #	DESCRIPTION	AVERAGE WEIGHT	PRICE
C42-028	STD FIBERGLASS	4#	\$181.95
C42-029	STD CARBON FIBER	2#	\$377.95
C42-031	WIDE FIBERGLASS	4#	\$181.95
C42-032	WIDE CARBON FIBER	2#	\$377.95



Carbon fiber is stronger and lighter than fiberglass.

PLASTIC NACA DUCT WITH HOSE OUTLET

These high impact ducts with hose outlets allow air hose hook-up for direct routing of air.



Clear Ducts

CLEAR PLASTIC			
PART #	DESCRIPTION	HOSE OUTLET	PRICE
C42-002	3-1/2" W x 6-1/2" L	2-1/2"	\$32.95
C42-008	4-1/4" W x 9-1/4" L	3"	\$33.95



Black Ducts

BLACK PLASTIC			
PART #	DESCRIPTION	HOSE OUTLET	PRICE
C42-001	3-1/2" W x 6-1/2" L	2-1/2"	\$23.95
C42-007	4-1/4" W x 9-1/4" L	3"	\$24.95

HOSE KIT

Wire reinforced black neoprene flexible hose works with Pro-werks Plastic NACA Ducts.



PART #	I.D.	LENGTH	PRICE
C42-012	2-1/2"	10'	\$66.00
C42-013	3"	10'	\$66.00

NACA DUCTS

FIBERGLASS NACA DUCT

Lightweight hand laid fiberglass NACA ducts provide a positive low resistance method of fresh air entry or removal. They are easily attached with bonding compound or riveted on fiberglass, aluminum, or steel body panels. Flange width measures approximately 1".

C42-017




C42-016




C42-030

PART #	INLET SIZE	INLET DEPTH	PRICE
C42-016	3" W x 6-1/2" L	7/8"	\$27.95
C42-017	4" W x 9" L	1"	\$30.45
C42-030	7" W x 14" L	2"	\$47.95

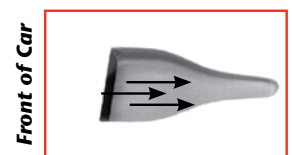


NACA Ducts Installed

Air Intake



Air Removal



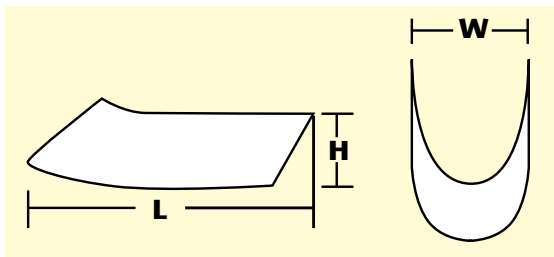
DRAGSTER WINDSCREEN

Measuring 1/8" thick, these windcreens are both flexible and durable. Made from scratch resistant GE Lexan, they are easily cut and sanded for installation. The protective coating dissolves with water after fitting.

CLEAR



CLEAR LEXAN			
PART #	DESCRIPTION	SIZE	PRICE
C42-014	STANDARD	7" H x 17" W x 33" L	\$203.95
C42-020	TALL	9" H x 17" W x 33" L	\$230.95
C42-024	WIDE	9" H x 20" W x 33" L	\$262.95
C42-026	JUNIOR	5" H x 14" W x 25" L	\$64.95



TINTED LEXAN			
PART #	DESCRIPTION	SIZE	PRICE
C42-015	STANDARD	7" H x 17" W x 33" L	\$230.95
C42-021	TALL	9" H x 17" W x 33" L	\$252.95
C42-025	WIDE	9" H x 20" W x 33" L	\$285.95
C42-027	JUNIOR	5" H x 14" W x 25" L	\$77.95

TINTED



DRAGSTER NOSE

These pieces are made of hand laid composite fiberglass. They may be trimmed to match height, length, and angle requirements. Noses measure 8-1/2" tall at back.

C42-022

* Dimensions:
8-1/2" wide,
8-1/2" tall at back,
25" long



PART #	DRAGSTER NOSE	SIZE	PRICE
C42-022	ECONO	8-1/2" W x 25" L	\$156.95
C42-023	FUEL	11-3/4" W x 28" L	\$176.95

C42-023

* Dimensions:
11-3/4" wide,
8-1/2" tall at back
28" long



WINDSCREEN FASTENER KIT

This secure fit fastener kit includes 100° counter sunk #8 flat head screws and Nylock Nuts.

PART #	DESCRIPTION	QTY. PER PACK	PRICE
C42-018	WINDSCREEN FASTENER KIT	24	\$12.95
C42-034	WINDSCREEN FASTENER KIT	100	\$49.95



FRONT CANARD WINGS

Durable all aluminum construction includes superior quality CNC machined ribs, measuring 10" deep. Available with wind tunnel proven NACA profiles. Mount tube is 1" outside diameter and aluminum skin is .032" thick. Wings are offered with three different tip plate profiles. Ribs are not available separately.

CANARD WINGS WITH INNER AND OUTER TIPS


For applications requiring inner and outer tip plates. Tip plate style "B" shown below.




Without inner tip plates for profile fit to body.

CANARD WINGS WITH OUTER TIPS

Overhang is 1-1/2". May be trimmed to match body contour. Wing tip profile "C" shown below left and style "A" shown below right.



Wing Tip profiles



All tip plate profiles designed for equal performance.

WINGS W/ INNER AND OUTER TIPS			
PART #	WIDTH	TIP PLATE	PRICE
C42-123-AT	6"	A	\$429.95
C42-123-BT	6"	B	\$429.95
C42-123-CT	6"	C	\$429.95
C42-125-AT	8"	A	\$429.95
C42-125-BT	8"	B	\$429.95
C42-125-CT	8"	C	\$429.95
C42-127-AT	12"	A	\$429.95
C42-127-BT	12"	B	\$429.95
C42-127-CT	12"	C	\$429.95
C42-129-AT	14"	A	\$429.95
C42-129-BT	14"	B	\$429.95
C42-129-CT	14"	C	\$429.95

WINGS W/ OUTER TIPS			
PART #	WIDTH	TIP PLATE	PRICE
C42-122-AT	6"	A	\$379.95
C42-122-BT	6"	B	\$379.95
C42-122-CT	6"	C	\$379.95
C42-124-AT	8"	A	\$379.95
C42-124-BT	8"	B	\$379.95
C42-124-CT	8"	C	\$379.95
C42-126-AT	12"	A	\$379.95
C42-126-BT	12"	B	\$379.95
C42-126-CT	12"	C	\$379.95
C42-128-AT	14"	A	\$379.95
C42-128-BT	14"	B	\$379.95
C42-128-CT	14"	C	\$379.95
C42-132-AT	18"	A	\$429.95
C42-132-BT	18"	B	\$429.95
C42-132-CT	18"	C	\$429.95



Assembled with billet CNC machined ribs.

Replacement Canard Tip Plate Set

Outer Tips		
Part#	Description	Price
C42-156-A	A Style	\$49.95
C42-156-B	B Style	\$49.95
C42-156-C	C Style	\$49.95
Inner Tips		
C42-158-A	A Style	\$49.95
C42-158-B	B Style	\$49.95
C42-158-C	C Style	\$49.95

FRONT WING DOWNFORCE/DRAW DATA

Calculated values based on ideal environmental conditions & 12" x 10" wing size.


		50 MPH	100 MPH	150 MPH	200 MPH
8 °ANGLE OF ATTACK	DOWNFORCE	5.2 lbs	20.8 lbs	46.8 lbs	83.1 lbs
	DRAG	.05 lbs	.2 lbs	.4 lbs	.7 lbs
10 °ANGLE OF ATTACK	DOWNFORCE	5.5 lbs	22 lbs	49.4 lbs	87.9 lbs
	DRAG	.05 lbs	.2 lbs	.5 lbs	.8 lbs
12 °ANGLE OF ATTACK	DOWNFORCE	6.6 lbs	26.2 lbs	58.9 lbs	104.7 lbs
	DRAG	.1 lbs	.3 lbs	.6 lbs	1.1 lbs

ONE-PIECE WING

Measuring 10" deep, this wing features 1/4" thick mount tabs with 3/8" diameter front and 5/16" diameter rear holes with a 3-1/2" spacing. Includes your choice of interchangeable tip plates. Custom width and tab spacing available. Shown with "B" Tip Plate style.



PART #	WIDTH	TIP PLATE	MOUNT TAB CENTERLINE	PRICE
C42-116-AT-8	36"	A	8"	\$495.95
C42-116-BT-8	36"	B	8"	\$495.95
C42-116-CT-8	36"	C	8"	\$495.95
C42-118-AT-10	40"	A	10"	\$495.95
C42-118-BT-10	40"	B	10"	\$495.95
C42-118-CT-10	40"	C	10"	\$495.95



All tip plate profiles designed for equal performance.

REAR WINGS

Rear wings are built with CNC machined ribs and durable .032" thick aircraft aluminum skin using wind tunnel proven NACA wing profiles. Ribs have 15" cord length and wing is complete with internal reinforcement tubes. The 3/16" thick mount tabs have 3/8" diameter front and 5/16" diameter rear holes with 5-7/8" spacing. Tip plates are removable, interchangeable, and the profiles available are designed for equal performance. The ribs are not available separately. We can custom build wings up to 70" wide.

REAR WING




Shown with "A" Tip Plates



Shown with "B" Tip Plates

WING TIP PROFILES

All tip plate profiles designed for equal performance.



A TIPS



B TIPS



C TIPS



D TIPS



E TIPS



F TIPS

REAR WING DOWNFORCE/DRAW DATA

Calculated values based on ideal environmental conditions & 40" x 15" wing size.

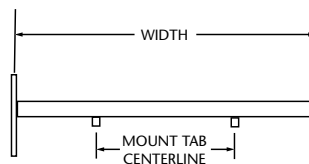
		50 MPH	100 MPH	150 MPH	200 MPH
8 °ANGLE OF ATTACK	DOWNFORCE	27.8 lbs	111.3lbs	250.4 lbs	445.1 lbs
	DRAG	.3 lbs	1.0 lb	2.3 lbs	4.1 lbs
10 °ANGLE OF ATTACK	DOWNFORCE	32.4 lbs	129.5 lbs	291.5 lbs	517.9 lbs
	DRAG	.3 lbs	1.2 lbs	2.7 lbs	4.9 lbs
12 °ANGLE OF ATTACK	DOWNFORCE	36.2 lbs	144.6 lbs	325.5 lbs	578.6 lbs
	DRAG	.4 lbs	1.4 lbs	3.2 lbs	5.7 lbs

REPLACEMENT WING TIP PLATE SET

PART#	DESCRIPTION	PRICE
C42-160-A	A Style	\$69.95
C42-160-B	B Style	\$69.95
C42-160-C	C Style	\$69.95
C42-160-D	D Style	\$69.95
C42-160-E	E Style	\$69.95
C42-160-F	F Style	\$69.95

PART #	WIDTH	MOUNT TAB		PRICE
		PLATE	CENTERLINE	
C42-136-AT-8	36"	A	8"	\$505.95
C42-136-AT-15	36"	A	15"	\$505.95
C42-136-AT-17-1-4	36"	A	17-1/4"	\$505.95
C42-136-BT-8	36"	B	8"	\$505.95
C42-136-BT-15	36"	B	15"	\$505.95
C42-136-BT-17-1-4	36"	B	17-1/4"	\$505.95
C42-136-CT-8	36"	C	8"	\$505.95
C42-136-CT-15	36"	C	15"	\$505.95
C42-136-CT-17-1-4	36"	C	17-1/4"	\$505.95
C42-136-DT-8	36"	D	8"	\$505.95
C42-136-DT-15	36"	D	15"	\$505.95
C42-136-DT-17-1-4	36"	D	17-1/4"	\$505.95
C42-136-ET-8	36"	E	8"	\$505.95
C42-136-ET-15	36"	E	15"	\$505.95
C42-136-ET-17-1-4	36"	E	17-1/4"	\$505.95
C42-136-FT-8	36"	F	8"	\$505.95
C42-136-FT-15	36"	F	15"	\$505.95
C42-136-FT-17-1-4	36"	F	17-1/4"	\$505.95
C42-140-AT-15	40"	A	15"	\$505.95
C42-140-AT-17-1-4	40"	A	17-1/4"	\$505.95
C42-140-BT-15	40"	B	15"	\$505.95
C42-140-BT-17-1-4	40"	B	17-1/4"	\$505.95
C42-140-CT-15	40"	C	15"	\$505.95
C42-140-CT-17-1-4	40"	C	17-1/4"	\$505.95
C42-140-DT-15	40"	D	15"	\$505.95
C42-140-DT-17-1-4	40"	D	17-1/4"	\$505.95
C42-140-ET-15	40"	E	15"	\$505.95
C42-140-ET-17-1-4	40"	E	17-1/4"	\$505.95
C42-140-FT-15	40"	F	15"	\$505.95
C42-140-FT-17-1-4	40"	F	17-1/4"	\$505.95
C42-144-AT-15	44"	A	15"	\$505.95
C42-144-AT-17-1-4	44"	A	17-1/4"	\$505.95
C42-144-BT-15	44"	B	15"	\$505.95
C42-144-BT-17-1-4	44"	B	17-1/4"	\$505.95
C42-144-CT-15	44"	C	15"	\$505.95
C42-144-CT-17-1-4	44"	C	17-1/4"	\$505.95
C42-144-DT-15	44"	D	15"	\$505.95
C42-144-DT-17-1-4	44"	D	17-1/4"	\$505.95
C42-144-ET-15	44"	E	15"	\$505.95
C42-144-ET-17-1-4	44"	E	17-1/4"	\$505.95
C42-144-FT-15	44"	F	15"	\$505.95
C42-144-FT-17-1-4	44"	F	17-1/4"	\$505.95
C42-148-AT-15	48"	A	15"	\$559.95
C42-148-AT-18	48"	A	18"	\$559.95
C42-148-BT-15	48"	B	15"	\$559.95
C42-148-BT-18	48"	B	18"	\$559.95
C42-148-CT-15	48"	C	15"	\$559.95
C42-148-CT-18	48"	C	18"	\$559.95
C42-148-DT-15	48"	D	15"	\$559.95
C42-148-DT-18	48"	D	18"	\$559.95
C42-148-ET-15	48"	E	15"	\$559.95
C42-148-ET-18	48"	E	18"	\$559.95
C42-148-FT-15	48"	F	15"	\$559.95
C42-148-FT-18	48"	F	18"	\$559.95

Custom widths and tab spacing available.





Standard mount tab spacing is available or positioned to your specifications.



Assembled with billet CNC machined ribs.


WING STRUT KITS

Kits include chromoly tubing, mount tabs, wing adjusters, and hardware. Dragster style kits have 44" main supports and altered style kits have 24" main supports. These kits are sized for comp class cars and do not meet SFI specifications required for some applications.



ALTERED APPLICATIONS				
REF	PART #	MAIN STRUTS	DIAGONALS	PRICE
(A)	C42-212	STREAMLINE	ROUND	\$336.95
(B)	C42-213	STREAMLINE	STREAMLINE	\$473.95
(C)	C42-202	ROUND	ROUND	\$279.95

DRAGSTER APPLICATIONS				
REF	PART #	MAIN STRUTS	DIAGONALS	PRICE
(A)	C42-210	STREAMLINE	ROUND	\$415.95
(B)	C42-211	STREAMLINE	STREAMLINE	\$531.95
(C)	C42-200	ROUND	ROUND	\$299.95



WING ADJUSTER KIT

Includes aluminum adjuster links (7-3/4" long), left hand 5/16" rod ends, and right hand threaded slot clevis with 3/16" slot and 5/16" hole.

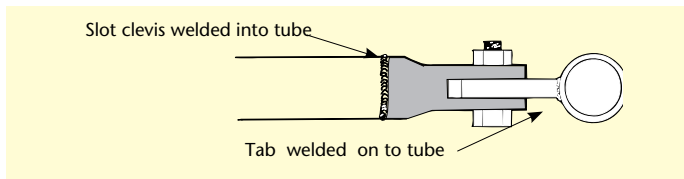


PART #	DESCRIPTION	QTY. PER PACK	PRICE
C42-182	ADJ LINK KIT	2	\$99.95
C42-180	ADJ LINKS ONLY	1	\$15.95

CLEAVISES / QUICK PINS

SLOT CLEAVISES

Weld-in slot clevises, made from 4130 chromoly, assist in overcoming many fabrication obstacles. Available for tubing sizes 1/2" to 1-1/8" with all appropriate holes and slots.



PACK OF (2)	FITS TUBE SIZE	SLOT	HOLE	PRICE PER PACK	BAG OF (20)	PRICE PER BAG
C73-962-2	1/2" O.D. x .058"	1/8"	1/4"	\$15.00	C73-962-20	\$120.00
C73-964-2	5/8" O.D. x .058"	1/8"	5/16"	\$15.00	C73-964-20	\$120.00
C73-965-2	3/4" O.D. x .058"	3/16"	5/16"	\$15.80	C73-965-20	\$126.40
C73-966-2	3/4" O.D. x .058"	3/16"	3/8"	\$15.80	C73-966-20	\$126.40
C73-970-2	7/8" O.D. x .058"	3/16"	3/8"	\$17.30	C73-970-20	\$138.40
C73-976-2	1" O.D. x .058"	3/16"	3/8"	\$18.50	C73-976-20	\$148.00
C73-978-2	1" O.D. x .058"	1/4"	3/8"	\$18.50	C73-978-20	\$148.00
C73-987-2	1-1/8" O.D. x .058"	1/4"	3/8"	\$20.20	C73-987-20	\$161.60
C73-995-2	1-1/2" O.D. x .120"	1/2"	1/2"	\$38.10	C73-995-20	\$304.80
C73-997-2	1-3/4" O.D. x .120"	5/8"	5/8"	\$45.00	C73-997-20	\$360.00

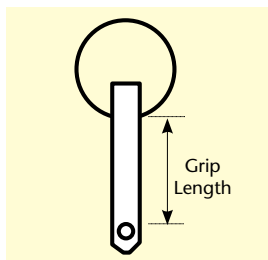
SLOT CLEVIS / QUICK PIN CROSS REFERENCE

SLOT CLEVIS	QUICK PIN
C73-962	C73-350
C73-964	C73-355
C73-965	C73-355
C73-966	C73-360
C73-970	C73-360
C73-976	C73-360
C73-978	C73-360
C73-987	C73-361



QUICK PINS

Zinc-plated steel quick pins allow for easy removal and installation of sidebars, radiator mounts, cross members, and wheelie bars.



PACK OF (2)	DIAMETER x GRIP	PRICE
C73-350-2*	1/4 x .500"	\$7.69
C73-351-2	1/4 x .800"	\$7.69
C73-352-2	1/4 x 1"	\$7.69
C73-353-2	1/4 x 1.3"	\$7.78
C73-354-2	1/4 x 1.5"	\$7.78
C73-355-2*	5/16 x .800"	\$7.78
C73-356-2	5/16 x 1"	\$7.78
C73-357-2	5/16 x 1.3"	\$8.22
C73-358-2	5/16 x 1.5"	\$8.45
C73-360-2*	3/8 x .800"	\$8.45
C73-361-2*	3/8 x 1"	\$8.45
C73-362-2	3/8 x 1.3"	\$8.72
C73-363-2	3/8 x 1.5"	\$8.72
C73-364-2	3/8 x 2"	\$8.72

* Fits Pro-werks slot clevis.

THREADED SLOT CLEVIS

These clevises, with their threaded shank, offer maximum adjustability.



PACK OF (2)	THREAD SIZE	SLOT	HOLE	MATERIAL	PRICE
C73-491-2	10-32 RH	1/8	3/16	STAINLESS	\$29.95
C73-493-2	1/4-28 RH	1/8	3/16	STAINLESS	\$29.95
C73-494-2	3/8-24 RH	3/16	5/16	4130	\$35.75
C73-496-2	1/2-20 RH	1/4	3/8	4130	\$35.75

CO₂ BOTTLE

Aluminum CO₂ bottles are available in two sizes. The C72-088 o-ring seal listed below is recommended for positive seal.



PART #	BOTTLE	SIZE	PRICE
C72-080	10 OZ	16-3/4" x 2"	\$76.95
C72-084	2-1/2#	14" x 4-3/8"	\$94.45

These bottles use Thermo style valve.



BOTTLE KNOB

Lightweight knob features positive grip finger notches. Please measure bottle, knobs come in 2 sizes. Available in anodized black, red, blue, silver, or polished aluminum.

PART #	DESCRIPTION	PRICE
C72-250	BLACK BOTTLE KNOB, .290" square drive	\$27.95
C72-251	RED BOTTLE KNOB, .290" square drive	\$27.95
C72-252	BLUE BOTTLE KNOB, .290" square drive	\$27.95
C72-253	SILVER BOTTLE KNOB, .290" square drive	\$27.95
C72-254	POLISHED BOTTLE KNOB, .290" square drive	\$27.95
C72-260	BLACK BOTTLE KNOB, .320" square drive	\$27.95
C72-261	RED BOTTLE KNOB, .320" square drive	\$27.95
C72-262	BLUE BOTTLE KNOB, .320" square drive	\$27.95
C72-263	SILVER BOTTLE KNOB, .320" square drive	\$27.95
C72-264	POLISHED BOTTLE KNOB, .320" square drive	\$27.95




CO₂ REGULATOR

These brass CO₂ regulators are preset and non-adjustable at the pressure listed. Includes small diameter gauge that reads bottle pressure. Regulator has one 1/4" NPT outlet port.

REGULATOR W/ PART #	GAUGE	PRICE
C72-089	90#	\$70.45
C72-090	150#	\$70.45
C72-091	220#	\$73.45

PART #	DESCRIPTION	PRICE
C72-095	REPLACEMENT GAUGE 1/8 NPT 1-2000#	\$20.95



CO₂ BOTTLE ACCESSORIES

Quality replacement parts for your CO₂ applications.

PART #	DESCRIPTION	DETAIL	PRICE
C72-087	REPLACEMENT PRESSURE RELIEF	(3000#)	\$7.45
C72-088	O-RING SEAL	-	\$6.55
C72-094	PRESSURE RELIEF	-	\$7.45

BAR / NECK / UNIVERSAL MOUNTS

UNIVERSAL CLAMP

Provides secure mounting of remote reservoirs for shock absorbers without cylinder distortion. May also be used for fuel pumps, filters, exhaust pipes, etc. The micro-polished aluminum clamp may be flat mounted or accepts Pro-werks Bar Mount for clamping on round tubing. Clamp has two 1/4"-20 threaded mount holes with 2-5/8" spacing, measures 1/2" thick.




PART #	DIA.	PRICE
C72-320	1.910"	\$43.95
C72-321	1.935"	\$43.95
C72-322	2.010"	\$43.95
C72-324	2.437"	\$43.95
C72-325	2.475"	\$43.95
C72-326	2.5"	\$43.95

SOLD INDIVIDUALLY

NECK MOUNT

Provides mounting of fire extinguisher cylinders when clamping on the neck portion is required. Designed to be used with bottle mounts. May be flat mounted or accepts Pro-Werks bar mount for clamping on round tubing. Clamp has two 1/4"-20 threaded mount holes with 2-5/8" spacing, measures 1/2" thick.



PART #	DIA.	USE WITH BOTTLE MOUNT	PRICE
C72-165	1.215"	C72-104	\$46.95
C72-167	1.300"	C72-106	\$46.95
C72-168	1.300"	C72-108	\$46.95
C72-174	1.525"	C72-113	\$46.95
C72-175	1.600"	C72-113	\$46.95

SOLD INDIVIDUALLY



BAR MOUNT

Clamps around tubing and eliminates the need for welding on chassis. Accepts Pro-werks Bottle Mounts and Pro-werks Universal Clamps when attachment to round tubing is necessary. Ideal for add-on accessories such as fuel pumps and electronic devices. Mount base is 3-1/2" wide end to end and the 1/4" bolt spacing is 2-5/8", measures 1/2" thick.



PART #	DIA.	PRICE
C72-300	3/4"	\$34.95
C72-301	7/8"	\$34.95
C72-302	1"	\$34.95
C72-303	1-1/8"	\$34.95
C72-304	1-1/4"	\$34.95
C72-305	1-3/8"	\$34.95
C72-306	1-1/2"	\$34.95
C72-307	1-5/8"	\$34.95
C72-308	1-3/4"	\$34.95
C72-309	1-7/8"	\$34.95
C72-310	2"	\$34.95

SOLD INDIVIDUALLY



BOTTLE MOUNTS

BOTTLE MOUNT

Perfect for nitrous, CO2, and fresh air bottles. May be mounted on tabs or flat surface. Accepts Pro-werks Bar Mount for clamping on round tubing. Micro-polished 6061-T6 billet aluminum is CNC machined for accuracy with a lightweight, attractive design. Mounts have smooth radiused outside corners and two 1/4"-20 threaded mount holes with 2-5/8" spacing, measures 1/2" thick. The easy spin knob provides positive, secure clamping and quick bottle loading. Mounts are required by most sanctioning bodies and two mounts per bottle are recommended. The diameter listed is the actual bottle diameter. The clamp range is less than 1/16". To ensure proper fit, measure bottle before ordering.



PART #	DIA.	PRICE
C72-101	2"	\$43.95
C72-102	2-7/8"	\$43.95
C72-103	3.2"	\$43.95
C72-104	3.55"	\$43.95
C72-106	4"	\$46.95
C72-110	4-1/4"	\$46.95
C72-107	4-5/16"	\$46.95
C72-108	4-3/8"	\$46.95
C72-109	4-1/2"	\$46.95
C72-111	5"	\$49.95
C72-112	5.1"	\$49.95
C72-113	5-1/4"	\$49.95
C72-115	6.2"	\$63.95
C72-117	6.9"	\$63.95

SOLD INDIVIDUALLY

PART #	DESCRIPTION	PRICE
C72-099	REPL KNOB	\$3.95



LIGHTWEIGHT 2" BOTTLE MOUNT

Fits 2" diameter 10-ounce CO2 bottle. For flat mount application only – will not accept Pro-werks Bar Mount. Lightweight mount has two 1/4"-20 threaded mount holes with 1-1/2" spacing, measures 3/8" thick. It is recommended to use two mounts per bottle. If bar mountable version is required, order part # C72-101 listed above and necessary Bar Mount listed on page 37.



PART #	DIA.	PRICE
C72-100	2"	\$32.95

SOLD INDIVIDUALLY

CAPS & BUNGS

EASY TURN FILL CAP

This lightweight, **non-vented** cap features positive grip finger notches and quick-starting coarse threads. Caps are available in anodized black, red, blue, or polished aluminum. Each is standard with a radial squeeze o-ring seal. Assembly is provided with a choice of standard weld-in bung (aluminum and steel) or bolt-on bung (aluminum only).



CAP ASSEMBLY WITH STEEL WELD-IN BUNG				
PART #	CAP	THREAD	BUNG HEIGHT	PRICE
C73-730	1-5/8" BLACK	1-1/4-12	.500	\$28.95
C73-731	1-5/8" RED	1-1/4-12	.500	\$28.95
C73-732	1-5/8" BLUE	1-1/4-12	.500	\$28.95
C73-733	1-5/8" SILVER	1-1/4-12	.500	\$28.95
C73-734	1-5/8" POLISHED	1-1/4-12	.500	\$28.95
C73-750	2" BLACK	1-1/2-12	.500	\$31.95
C73-751	2" RED	1-1/2-12	.500	\$31.95
C73-752	2" BLUE	1-1/2-12	.500	\$31.95
C73-753	2" SILVER	1-1/2-12	.500	\$31.95
C73-754	2" POLISHED	1-1/2-12	.500	\$31.95
C73-770	2-3/4" BLACK	2-1/4-10	.625	\$36.55
C73-771	2-3/4" RED	2-1/4-10	.625	\$36.55
C73-772	2-3/4" BLUE	2-1/4-10	.625	\$36.55
C73-773	2-3/4" SILVER	2-1/4-10	.625	\$36.55
C73-774	2-3/4" POLISHED	2-1/4-10	.625	\$36.55

STEEL WELD-IN BUNG					
PART #	DESC.	HEIGHT	THREAD	CAP SIZE	PRICE
C73-745	1-1/2" O.D.	.500	1-1/4-12	1-5/8"	\$9.25
C73-745-L	1-1/2" O.D.	1"	1-1/4-12	1-5/8"	\$14.25
C73-745-XL	1-1/2" O.D.	2"	1-1/4-12	1-5/8"	\$16.25
C73-765	1-3/4" O.D.	.500	1-1/2-12	2"	\$9.25
C73-765-L	1-3/4" O.D.	1"	1-1/2-12	2"	\$14.25
C73-765-XL	1-3/4" O.D.	2"	1-1/2-12	2"	\$16.25
C73-785	2-3/4" O.D.	.625	2-1/4-10	2-3/4"	\$11.50

For Caps only and O-rings, see page 40.



Weld-On Bung



CAP ASSEMBLY WITH ALUMINUM WELD-IN BUNG				
PART #	CAP	THREAD	BUNG HEIGHT	PRICE
C73-735	1-5/8" BLACK	1-1/4-12	.500	\$28.95
C73-736	1-5/8" RED	1-1/4-12	.500	\$28.95
C73-737	1-5/8" BLUE	1-1/4-12	.500	\$28.95
C73-739	1-5/8" POLISHED	1-1/4-12	.500	\$28.95
C73-755	2" BLACK	1-1/2-12	.500	\$31.95
C73-756	2" RED	1-1/2-12	.500	\$31.95
C73-757	2" BLUE	1-1/2-12	.500	\$31.95
C73-759	2" POLISHED	1-1/2-12	.500	\$31.95
C73-775	2-3/4" BLACK	2-1/4-10	.625	\$36.55
C73-776	2-3/4" RED	2-1/4-10	.625	\$36.55
C73-777	2-3/4" BLUE	2-1/4-10	.625	\$36.55
C73-779	2-3/4" POLISHED	2-1/4-10	.625	\$36.55



ALUMINUM WELD-IN BUNG					
PART #	DESC.	HEIGHT	THREAD	CAP SIZE	PRICE
C73-747	1-5/8" O.D.	.500	1-1/4-12	1-5/8"	\$9.25
C73-747-L	1-5/8" O.D.	1"	1-1/4-12	1-5/8"	\$14.25
C73-747-XL	1-5/8" O.D.	2"	1-1/4-12	1-5/8"	\$16.25
C73-767	2" O.D.	.500	1-1/2-12	2"	\$9.25
C73-767-L	2" O.D.	1"	1-1/2-12	2"	\$14.25
C73-767-XL	2" O.D.	2"	1-1/2-12	2"	\$16.25
C73-787	2-3/4" O.D.	.625	2-1/4-10	2-3/4"	\$11.50



CAP ASSEMBLY WITH ALUMINUM BOLT-ON BUNG

PART #	CAP	THREAD	PRICE
C73-735-B	1-5/8" BLACK	1-1/4-12	\$39.95
C73-736-B	1-5/8" RED	1-1/4-12	\$39.95
C73-737-B	1-5/8" BLUE	1-1/4-12	\$39.95
C73-738-B	1-5/8" SILVER	1-1/4-12	\$39.95
C73-739-B	1-5/8" POLISHED	1-1/4-12	\$39.95
C73-755-B	2" BLACK	1-1/2-12	\$42.95
C73-756-B	2" RED	1-1/2-12	\$42.95
C73-757-B	2" BLUE	1-1/2-12	\$42.95
C73-758-B	2" SILVER	1-1/2-12	\$42.95
C73-759-B	2" POLISHED	1-1/2-12	\$42.95
C73-775-B	2-3/4" BLACK	2-1/4-12	\$48.95
C73-776-B	2-3/4" RED	2-1/4-12	\$48.95
C73-777-B	2-3/4" BLUE	2-1/4-12	\$48.95
C73-778-B	2-3/4" SILVER	2-1/4-12	\$48.95
C73-779-B	2-3/4" POLISHED	2-1/4-12	\$48.95

ALUMINUM BOLT-ON BUNG

PART #	DESCRIPTION	THREAD	CAP SIZE	BOLT CIRCLE	PRICE
C73-746	1-5/8"	1-1/4-12	1-5/8"	4 ON 2"	\$19.95
C73-766	2"	1-1/2-12	2"	4 ON 2.25"	\$19.95
C73-786	2-3/4"	2-1/4-10	2-3/9"	4 ON 2.625"	\$21.95



Bolt-On Bung



FILL CAP W/ O-RING

PART #	CAP	THREAD	PRICE
C73-740	1-5/8" BLACK	1-1/4-12	\$25.95
C73-741	1-5/8" RED	1-1/4-12	\$25.95
C73-742	1-5/8" BLUE	1-1/4-12	\$25.95
C73-743	1-5/8" SILVER	1-1/4-12	\$25.95
C73-744	1-5/8" POLISHED	1-1/4-12	\$25.95
C73-744-R	1-5/8" RAW	1-1/4-12	\$25.95
C73-760	2" BLACK	1-1/2-12	\$25.95
C73-761	2" RED	1-1/2-12	\$25.95
C73-762	2" BLUE	1-1/2-12	\$25.95
C73-763	2" SILVER	1-1/2-12	\$25.95
C73-764	2" POLISHED	1-1/2-12	\$25.95
C73-764-R	2" RAW	1-1/2-12	\$25.95
C73-780	2-3/4" BLACK	2-1/4-10	\$26.95
C73-781	2-3/4" RED	2-1/4-10	\$26.95
C73-782	2-3/4" BLUE	2-1/4-10	\$26.95
C73-784	2-3/4" SILVER	2-1/4-10	\$26.95
C73-784	2-3/4" POLISHED	2-1/4-10	\$26.95
C73-784-R	2-3/4" RAW	2-1/4-10	\$26.95



REPLACEMENT O-RING

PART #	APPLICATION	CAP SIZE	PRICE
C73-749	CAP	1-5/8"	\$2.15
C73-769	CAP	2"	\$2.15
C73-788	CAP	2-3/4"	\$2.45
C73-748	BOLT-ON BUNG	1-5/8"	\$2.15
C73-768	BOLT-ON BUNG	2"	\$2.15
C73-789	BOLT-ON BUNG	2-3/4"	\$2.45

DRIVELINE/SUSPENSION



C42-427



C42-429

LATERAL LIMITER KIT

Controls engine and transmission movement during hard acceleration or braking. With 4130 chromoly tubing and brackets, this kit is recommended when using motor plates.

PART #	DESCRIPTION	PRICE
C42-427	UNIVERSAL KIT	\$69.95
C42-429	9" TO "SHORTY" GLIDE KIT	\$149.95
C42-430	"SHORTY" GLIDE BRACKET ONLY	\$58.75
C42-431	9" BRACKET ONLY	\$58.75



C42-430



C42-431



C52-100

TORSION BAR KIT

Eliminates body roll for equal traction of both rear tires. Torsion bar is 30" long and may be shortened as needed. CNC machined billet aluminum arms are 6-1/2" long center to center and adjuster links include chromoly rod ends. Kit includes torsion tube, mount tube, tabs, bushings, and hardware.

PART #	DESCRIPTION	PRICE
C52-100	TORSION BAR KIT	\$262.95
C52-105	ARM ONLY	\$66.95



MULTIPLE DISC CLUTCH

This bolt-on package includes special formed steel pressure plate, semi-metallic 3-pad discs, floater plate, release bearing, and labor to modify your flywheel to accept clutch package. Clutch may be installed in dowel pinned, wedge mated, flanged, Type IV, or most adapter type flywheels. Requires late style throw-out bearing shaft with "candlestick" style bearing support.

PART #	DESCRIPTION	PRICE
C35-001	COMPLETE CLUTCH KIT, VW SPLINE	\$577.45
C35-002	COMPLETE CLUTCH KIT, 1-1/8-10 (CHEVY) SPLINE	\$577.45

REPLACEMENT PARTS		
PART #	DESCRIPTION	PRICE
C35-010	T/O BEARING	\$39.95
C35-007	VW SPLINED CLUTCH DISC	\$79.95
C35-008	1-1/8-10 (CHEVY) SPLINE CLUTCH DISC	\$79.95
C35-006	FLOATER PLATE	\$81.95
C35-005	PRESSURE PLATE	\$172.95
	MACHINING TO FLYWHEEL	\$120.00
	ADDITIONAL LIGHTENING TO FLYWHEEL	\$75.00

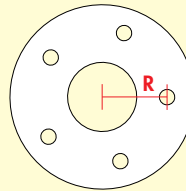
WHEEL SPACERS

Hard-anodized billet aluminum wheel spacers are CNC machined for accuracy. Available in either 1/4" or 1/2" thick.



PART #	THICKNESS	BOLT PATTERNS	HOLE DIA.	CENTER HOLE ID	QTY. PER PACK	PRICE
C44-001*	1/4"	5 ON 4-1/2", 4-3/4" & 5"	.702"	3-1/16"	2	\$62.95
C44-003*	1/2"	5 ON 4-1/2", 4-3/4" & 5"	.702"	3-1/16"	2	\$89.95
C44-005*	1/4"	5 ON 5-1/2" "FLOATER TYPE"	.702"	3-1/2"	2	\$67.95
C44-007*	1/2"	5 ON 5-1/2" "FLOATER TYPE"	.702"	3-1/2"	2	\$89.95
C44-013*	1/4"	5 ON 135mm & 5 ON 5-1/2"	.702"	4-1/4"	2	\$67.95
C44-015*	1/2"	5 ON 135mm & 5 ON 5-1/2"	.702"	4-1/4"	2	\$89.95
C44-017	1/4"	6 ON 5-1/2"	.531"	4-1/4"	2	\$67.95
C44-019	1/2"	6 ON 5-1/2"	.531"	4-1/4"	2	\$96.95
C44-021	1/4"	8 ON 170mm & 8 ON 6-1/2"	.578"	5-1/8"	2	\$79.95
C44-023	1/2"	8 ON 170mm & 8 ON 6-1/2"	.578"	5-1/8"	2	\$106.95

* Requires stud bushings if using 1/2" diameter studs.



Bolt Pattern = Radius x 2.

Radius is measured from center of spacer to center of stud hole.

REAR END COUPLER

Super tough couplers for powerglide or turbo 350 to 9" rear end.



FEMALE			
PART #	SPLINE PINION	FIT PINION	PRICE
U-3627	28	9"	\$89.50
U-3629	35	9"	\$89.50



MALE			
PART #	LENGTH	FITS SPLINE TRANS	PRICE
U-3647	3-7/8"	27	\$92.40
U-3648	6-3/4"	27	\$126.50



2 PC QUICK RELEASE MALE FITS SPLINE			
PART #	STYLE	TRANS	PRICE
U-3650	4" SHORT	27	\$165.00
U-3651	6" LONG	27	\$175.00

Two-Piece design slides out to allow trans to be removed without pulling engine or rear end.

STUD BUSHINGS

These steel bushings reduce wheel spacers with .702" diameter holes. For applications using 1/2" diameter studs.




PART #	THICKNESS	I.D.	QTY. PER PACK	PRICE
C44-010	1/4"	1/2"	10	\$16.95
C44-011	1/2"	1/2"	10	\$16.95

HOUSING ENDS

These ends permit the use of larger outer bearings when narrowing your rear end housing. Bolt patterns listed on page 74.



PART #	SIZE	BORE	QTY. PER PACK	PRICE
C42-700	OLDS/PONTIAC	3.150"	2	\$65.95
C42-701	BIG FORD, OLD STYLE	3.150"	2	\$65.95
C42-702	SMALL FORD	2.835"	2	\$65.95
C42-703	MOPAR/DANA	2.875"	2	\$65.95



WHY KONI SPA-1?

The Koni SPA-1 series oil-filled shock absorber (for drag racing only) is a complete departure from the "90/10" thinking which is no longer effective in modern drag race competition. The old thinking was to allow the vehicle front end to rise quickly and stay there to promote as much weight transfer as possible to the rear wheels. This was achieved by virtually no rebound forces ("10") and a great deal of bump forces ("90"). This massive amount of bump force was supposed to hold the front suspension up to maintain that "bite." Only one problem. That nose-in-the-air attitude trapped huge volumes of air which ruined any attempt at aerodynamics so E.T.'s were not as good as they could have been. Koni SPA-1 series shocks deal with this in several ways. First, they use virtually no bump (compression) dampening. Why? To allow the front-end to settle quicker, restoring the nose down attitude that is so essential for cleaner air flow. Second, the rebound (extension) forces are velocity sensitive; that is, they increase at a rate directly proportionate to piston speed.

HOW TO DETERMINE THE CORRECT SHOCK ABSORBER LENGTH

Observe the following three guidelines when determining the correct shock absorber length for your vehicle.

1) Preparing the Car:

Place the car body on a level surface and remove springs, shock absorbers, bump rubbers, and sway bar(s).

2) Determining the Maximum Length:

Raise the car body until the tires are lifted off the ground. Take careful note of which component of the suspension is limiting the suspension from traveling further. Raise the tire enough to prevent that suspension component from binding. Measure between the center of the upper and lower shock mounting points. This gives you the desired maximum length shock.

3) Determining the Minimum Length:

Lower the car to the point at which the tub just touches on the pavement, or a tire just touches on the inside of the fender well, or until some other suspension component uses up all its available travel. Measure between the center of the upper and lower shock mounting points. Now select a KONI shock with a minimum which is shorter than your measured minimum suspension length. By choosing a slightly shorter shock you protect the shock from bottoming out and causing internal damage.

HOW TO DETERMINE SPRING RATE

1) Determining Travel:

It is recommended that there be approximately 3" of compression travel available (including the bumpstop). This means the chassis must be supported by a spring rate that will allow the chassis to be supported 3" upward from the bottoming position.

2) Determining the Vehicle Sprung Weight:

Establish front and rear weight of the vehicle. Establish unsprung weight. This is the weight not supported by the springs. i.e., tires, wheels, wheelie bars, brakes, and 1/2 of the weight of the shock, spring, driveline, and ladder bar or four link. 1/2 the weight is used for some components because their weights are equally shared between sprung and unsprung weight. Determine spring weight, that is the weight of the vehicle less the unsprung weight.

3) Determining Spring Rate:

Divide the rear sprung weight by 2 to determine the load for each rear corner. Divide the front sprung weight by 2 to determine the load for each front corner. If the load for the rear corners is 330 lbs. each ($660 \text{ lbs.} / 2 = 330 \text{ lbs.}$) then divide the 330 lbs. by the compression travel needed and you arrive at the base spring rate of 110 lbs. per inch. Ex: $330 \text{ lbs.} / 3" \text{ compression travel} = 110 \text{ lbs. spring rate.}$



SHOCKS

8216 SERIES SHOCK SINGLE EXTERNAL ADJUSTABLE

New aluminum construction with externally adjustable rebound control. Features SPA-1 valving adjustable spring platform and accepts 2 1/2" I.D. spring. The rod end inserts have a 1/2" I.D.



External Rebound Adjuster



PART #	MAX	MIN	LENGTH STROKE	SPRING QTY. PER REQUIRED	PACK	PRICE
8216-1906-SPA-1	15.59"	10.98"	4.61"	12"	1	\$294.64
8216-1907-SPA-1	17.17"	11.73"	5.44"	12"	1	\$294.64
8216-1908-SPA-1	19.13"	12.76"	6.37"	14"	1	\$294.64

REPLACEMENT PARTS

PART #	DESCRIPTION	PRICE
70.29.01.119.0	UPPER SPRING SEAT	\$41.41
8212.29.129	LOWER SPRING SEAT	\$21.88
8212.29.011	LOCK RING	\$21.88
14.25.50.00.13	1/2" BEARING	\$16.41
70.34.53.000.0	2-5/32" BUMP STOP	\$17.19
70.34.54.000.0	1-9/16" BUMP STOP	\$19.53

8216 SERIES SINGLE EXTERNAL ADJUSTABLE - FRONT

Also available in this shorter version, designed for front suspension applications. Accepts all the same replacement parts as other 8216 shocks.



External Rebound Adjuster

PART #	MAX	MIN	STROKE	SPRING LENGTH REQUIRED	QTY. PER PACK	PRICE
8216-2027	11.26"	8.74"	2.52"	7"	1	\$294.64

SPANNER WRENCH

Universal design adjusts most popular brands of coil-over shocks.



PART #	DESCRIPTION	PRICE
C72-001	SPANNER WRENCH	\$28.57



SHOCKS

8212 SERIES SHOCK DUAL EXTERNAL ADJUSTABLE

Due to its unique valving and wide range of adjustment (both rebound and compression) this series of Koni SPA-1 dampers is adaptable to satisfy many suspension requirements. All aluminum construction with adjustable spring platform accepts a 2-1/2" I.D. spring. The rod end inserts have a 1/2" I.D.



External Rebound Adjuster External Compression Adjuster



PART #	MAX	MIN	STROKE	SPRING LENGTH REQUIRED	QTY. PER PACK	PRICE
8212-1121-SPA-1	15.88"	10.75"	5.13"	12"	1	\$401.32
8212-1126-SPA-1	17.50"	11.50"	6"	12"	1	\$401.32
8212-1123-SPA-1	19.50"	12.50"	7"	14"	1	\$401.32

PART #	REPLACEMENT PARTS DESCRIPTION	PRICE
70.29.01.121.0	UPPER SPRING SEAT	\$17.50
8212.29.129	LOWER SPRING SEAT	\$21.88
8212.29.011	LOCK RING	\$21.88
15.29.04.003.0	NYLON 2.25" TO 2.5" ADAPTER	\$2.50
1425.50.00.13	1/2" BEARING	\$15.14
70.34.53.000.0	2-5/32" BUMP STOP	\$17.19
70.34.54.000.0	1-9/16" BUMP STOP	\$19.53

80 SERIES SHOCK SINGLE ADJUSTABLE

This steel-bodied coil over is for use with coil springs. This rebound adjustable damper features SPA-1 valving and includes an adjustable spring platform, which accepts a 2 1/2" I.D. spring. The rod end inserts have a 1/2" I.D.



PART #	MAX	MIN	STROKE	SPRING LENGTH REQUIRED	QTY. PER PACK	PRICE
80-2650-SPA-1	15.71"	10.63"	5.08"	12"	1	\$165.10

PART #	REPLACEMENT PARTS DESCRIPTION	PRICE
70.29.01.230.0	UPPER SPRING SEAT	\$47.03
70.29.11.246.0	LOWER SPRING SEAT	\$48.91
70.29.13.002.0	LOCK RING	\$32.56

REPLACEMENT PARTS


See individual listings by each shock.



SPRINGS



The finest coil-over spring in the industry. Quality chrome silicone wire is flat ground to equal length and is powder coated for a lasting finish. Available in many spring rates and each spring is individually marked for easy identification. All listed springs are 2 1/2" I.D. Additional sizes available by special order.



7" FREE LENGTH		
PART #	SPRING RATE	PRICE
0700.250.0300	300#	\$55.90
0700.250.0350	350#	\$55.90
0700.250.0400	400#	\$55.90
0700.250.0450	450#	\$55.90
0700.250.0500	500#	\$55.90

Precision flat ground.



14" FREE LENGTH		
PART #	SPRING RATE	PRICE
1400.250.0100	100#	\$55.90
1400.250.0110	110#	\$55.90
1400.250.0120	120#	\$55.90
1400.250.0125	125#	\$55.90
1400.250.0130	130#	\$55.90
1400.250.0140	140#	\$55.90
1400.250.0150	150#	\$55.90
1400.250.0165	165#	\$55.90
1400.250.0175	175#	\$55.90
1400.250.0185	185#	\$55.90
1400.250.0200	200#	\$55.90
1400.250.0225	225#	\$55.90
1400.250.0250	250#	\$55.90
1400.250.0275	275#	\$55.90
1400.250.0300	300#	\$55.90
1400.250.0350	350#	\$55.90
1400.250.0400	400#	\$55.90

12" FREE LENGTH		
PART #	SPRING RATE	PRICE
1200.250.0080	80#	\$55.90
1200.250.0090	90#	\$55.90
1200.250.0100	100#	\$55.90
1200.250.0110	110#	\$55.90
1200.250.0125	125#	\$55.90
1200.250.0130	130#	\$55.90
1200.250.0140	140#	\$55.90
1200.250.0150	150#	\$55.90
1200.250.0165	165#	\$55.90
1200.250.0175	175#	\$55.90
1200.250.0185	185#	\$55.90
1200.250.0200	200#	\$55.90
1200.250.0225	225#	\$55.90
1200.250.0250	250#	\$55.90
1200.250.0275	275#	\$55.90
1200.250.0300	300#	\$55.90
1200.250.0325	325#	\$55.90
1200.250.0350	350#	\$55.90
1200.250.0375	375#	\$55.90
1200.250.0400	400#	\$55.90
1200.250.0425	425#	\$55.90
1200.250.0450	450#	\$55.90

SPRING BEARING

Allows for easy spring adjustment. Fits any shock-spring combination using 2-1/2" I.D. springs.



PART #	I.D.	DESCRIPTION	PRICE
C72-060	2-1/2"	1 BEARING & 2 RACES	\$33.45



STEERING & CONTROLS

STEERING SHAFT KITS

Two styles to choose from. Includes all the necessary components to fabricate a complete steering shaft assembly.



C42-040

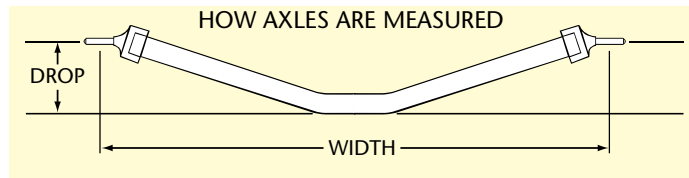


C42-036

PART #	TUBE SIZE	TUBE LENGTH	STEER HUB	NYLON BUSHING	BUSHING SLEEVE	SPLINED U-JOINT	SPLINED COUPLER	ANTI-PUSH BACK	PRICE
C42-040	3/4" x .065"	(1) 42" L	(1) 3-BOLT	(1) 3/4"	(1)	(1) 5/8"-36	-	-	\$156.95
C42-036	5/8" x .065"	(1) 48" L (1) 72" L	(1) 4-BOLT	(2) 5/8"	(2)	-	(1) 5/8"-36	(1)	\$174.95

FRONT AXLE

Precision-machined chromoly axle is tig welded and spindle bosses are mounted at an 8 degree angle to accommodate spindles. Width dimension is measured from center of tire to center of tire. Drop dimension is measured from bottom of axle to centerline of spindle. Stiletto bosses measure 2" tall and SPE bosses are 1.875" tall.



PART #	DRAGSTER APPLICATIONS					MATERIAL	PRICE
	WIDTH	DROP	FLAT	BOSSSES			
C42-447	39"	6"	6"	STILETTO	1-1/2" x .120"	\$167.95	
C42-437	39"	6"	6"	SPE	1-1/2" x .120"	\$161.95	
C42-448	36"	6"	6"	STILETTO	1-1/2" x .120"	\$167.95	
C42-438	36"	6"	6"	SPE	1-1/2" x .120"	\$161.95	

PART #	ALTERED APPLICATIONS					MATERIAL	PRICE
	WIDTH	DROP	FLAT	BOSSSES			
C42-449	40"	-	40"	STILETTO	1-5/8" x .120"	\$162.95	
C42-439	40"	-	40"	SPE	1-5/8" x .120"	\$157.95	

ULTRA LIGHT WHEEL (17" DIA X 1.875" WIDE)

These one piece hydro-formed aircraft aluminum halves are jig welded, finish machined, hand sanded, micro polished and weigh only 4 pounds each. Wheels accept most popular front 17" tires. These wheels are ideal for lightweight cars running 4 and 6 cylinder engines. Maximum vehicle weight is 800#.

C42-615



C42-600

C42-625



PART #	DESCRIPTION	DETAIL	QTY. PER PACK	PRICE
C42-600	WHEEL	ULTRALIGHT	1	\$195.95
C42-615*	SAND TIRE	LIGHTWEIGHT	1	\$20.95
C42-620	TIRE TUBE	-	1	\$9.45
C42-624	DUST CAP	-	1	\$8.95
C42-625	BEARING SET	2.047" O.D., .984" I.D. (INNER), .625" I.D. (OUTER)	4	\$38.95
C42-626	BUSHING	-	1	\$7.65

*For lightweight sand application ONLY

THREE BAR FRONT END KIT

The three bar style front end is available in a kit complete with chromoly tubing, mounting tabs, inner bosses, grade 8 hardware, and spindle bosses.

Kit includes both sides, half of kit is shown.



DRAGSTER KIT			
PART #	TUBE DIA.	BOSSSES	PRICE
C42-443	3/4"	STILETTO (2" TALL)	\$150.25
C42-445	3/4"	SPE (1.875" TALL)	\$150.25

FRONT ENGINE KIT			
PART #	TUBE DIA.	BOSSSES	PRICE
C42-444	7/8"	STILETTO (2" TALL)	\$156.95
C42-446	7/8"	SPE (1.875" TALL)	\$156.95

PART #	DESCRIPTION	O.D. x I.D.	PRICE
C42-441	1" BOSS	5/8" x 5/16"	\$8.25
C42-442	1-1/4" BOSS	5/8" x 5/16"	\$8.25

FRONT SPINDLES

Spindles are available in high strength heat-treated forged chromoly. Bushings and thrust washers support the 8620 centerless ground king pins. Spindles are dimensionally the same as the English Ford Anglia. Each set includes (2) spindles, (2) bosses, (2) 5" arms, (2) king pins, and hardware.



PART #	DESCRIPTION	DETAIL	PRICE
C42-454	SPINDLE SET	CHROMOLY	\$289.86
C42-456-2	(2) SPINDLE BOSSES	.687" I.D. x 2"	\$24.59
C42-457	STEERING ARM	5" x 3/16"	\$13.81
C42-458	STEERING ARM	6" x 1/4"	\$18.83
C42-460	THRUST WASHER	.095" THICK	\$5.39
C42-465	KING PIN BUSHING, NEW STYLE	.687" I.D. x .782" O.D., STEEL BACKED	\$5.10
C42-461	KING PIN BUSHING, OLD STYLE W/ SHOULDER	.687" I.D. x .816" O.D., BRONZE TYPE	\$5.60
C42-462	SPINDLE NUT	5/18"-18	\$3.94
C42-463	KING PIN	.687" O.D. x 3"	\$16.20
C42-464	KING PIN, LONG	.687" O.D. x 4-1/4"	\$17.55

Note: All spindles listed on this page are .984" I.D. (Inner) and .625" I.D. (Outer). Steering arm length is measured from center of king pin to center of bolt hole. King pin angle is 8 degrees.

WELD-ON FRONT SPINDLE

CNC machined from 4130 chromoly, this spindle is ideal for custom suspension fabrication. Dimensionally the same as English Ford Anglia and uses # C42-462 Pro-werks Nut.



PART #	DESCRIPTION	QTY. PER PACK	PRICE
C42-585-2	WELD-ON SPINDLES	2	\$115.90
C42-462	SPINDLE NUT (5/8"-18)	1	\$3.94



TOW CAPS

Billet aluminum spindle caps allow quick and easy hook up of tow strap.



PART #	FITS SPINDLE	HOLES	BOLT PATTERN	QTY. PER PACK	PRICE
C42-477	STILETTO	1/4"	.890" x .890"	2	\$26.95
C42-478	SPE	1/4"	1" x 1"	2	\$26.95
C42-488	MW	5/16"	1.032" x 1.032"	2	\$26.95
C42-489	P&S	1/4"	.875" x .875"	2	\$26.95



BILLET WHEEL HUB

CNC machined from billet aluminum, hub fits the popular English Ford Anglia dimensional spindles commonly used on dragsters and funny cars. Accepts bolt-on style wheels. Drilled with multiple bolt patterns 4-1/2", 4-3/4", or 5" with 1/2"-20 threaded holes.



PART #	DESCRIPTION	QTY. PER PACK	PRICE
C42-590	BILLET WHEEL HUB	1	\$128.95
C42-592	BEARINGS & SEAL FOR ONE HUB	2 BEARINGS	\$79.95
C42-624	DUST CAP	1 SEAL	\$8.95

U-JOINTS / ANTI-PUSH BACKS



C42-362

BLOCK AND PIN U-JOINT

These non-sealed high alloy quality U-Joints are strong enough for moderate load applications. Not recommended for front engine or heavy load steering applications. They offer a 35 degree angle of operation.

PART #	DESCRIPTION	PRICE
C42-362	3/4" I.D. BORED x 3/4" I.D. BORED	\$51.95

HEAVY DUTY ROLLER BEARING U-JOINT

These durable and dependable smooth operating U-Joints are ideal for high load applications. They are sealed and offer a maximum of 32 degrees of operating angle.

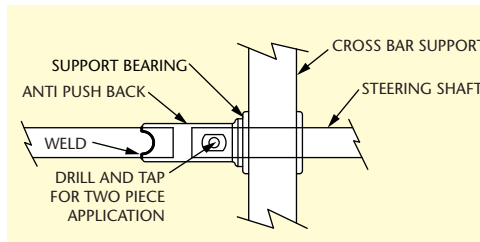


ANTI PUSH BACK

Available for 5/8" or 3/4" diameter shaft. Pilot drilled for two-piece shaft construction. Safety feature required by NHRA.



PART #	DIA.	PRICE
C42-350	5/8"	\$35.95
C42-351	3/4"	\$35.95

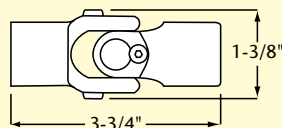


Anti Push Back when positioned in front of cross support limits steering column travel. Also can serve as coupler for two piece steering column if needed.

PART #	I.D. BORED x I.D. BORED	APPLICATION	PRICE
C42-365	5/8" x 5/8"	UNIVERSAL	\$54.95
C42-366	3/4" x 3/4"	UNIVERSAL	\$54.95

PART #	SPLINE x I.D. BORED	APPLICATION	PRICE
C42-368	9/16"-26 x 3/4"	PINTO RACK	\$54.95
C42-369	5/8"-38 x 3/4"	VEGA	\$54.95
C42-370	5/8"-36 x 3/4"	STILETTO RACK/ SPE FUNNY CAR	\$54.95
C42-372	3/4"-36 x 3/4"	CHEVY MAN/ PINTO POWER	\$54.95
C42-374	3/4"-30 x 3/4"	NEW CHEVY POWER	\$54.95
C42-376	13/16"-36 x 3/4"	CHEVY POWER	\$54.95
C42-378	1"-48 x 3/4"	GM STOCK	\$69.95

ROLLER BEARING U-JOINT DIMENSIONS



13" STEERING WHEEL

All aluminum! The lightest steering wheel available - only 2 pounds. Durable foam grip is comfortable and extends onto spokes. Popular 3-bolt pattern is 1-3/4" bolt circle with 5/16" mount holes.



PART #	BOLT PATTERN	PRICE
C42-495	1-3/4" BOLT CIRCLE 5/16" DIA	\$75.95

BUTTERFLY STEERING WHEEL

Unique finger grips and ergonomic design ensure positive control. Heat-treated aluminum is precision CNC machined and micro-polished featuring smooth radius corners. Pre-drilled 4-bolt mounting hole option available with 3/16" diameter, .750" x 1.648" bolt pattern.



Measures 6-1/2" deep x 7-1/2" wide.

PART #	STYLE	GRIPS	PRICE
C42-482	STANDARD	POLISHED	\$88.95
C42-484	STANDARD	RED	\$88.95
C42-486	STANDARD	BLUE	\$88.95
C42-487	STANDARD	BLACK	\$88.95
C42-480	STANDARD	W/O GRIPS	\$54.45
C42-482-D	DRILLED	POLISHED	\$93.95
C42-484-D	DRILLED	RED	\$93.95
C42-486-D	DRILLED	BLUE	\$93.95
C42-487-D	DRILLED	BLACK	\$93.95
C42-480-D	DRILLED	W/O GRIPS	\$59.95
C42-482-B	STANDARD W/BUTTON TAB	POLISHED	\$88.95
C42-484-B	STANDARD W/BUTTON TAB	RED	\$88.95
C42-486-B	STANDARD W/BUTTON TAB	BLUE	\$88.95
C42-487-B	STANDARD W/BUTTON TAB	BLACK	\$88.95
C42-480-B	STANDARD W/BUTTON TAB	W/O GRIPS	\$54.45
C42-482-B-D	DRILLED W/BUTTON TAB	POLISHED	\$93.95
C42-484-B-D	DRILLED W/BUTTON TAB	RED	\$93.95
C42-486-B-D	DRILLED W/BUTTON TAB	BLUE	\$93.95
C42-487-B-D	DRILLED W/BUTTON TAB	BLACK	\$93.95
C42-480-B-D	DRILLED W/BUTTON TAB	W/O GRIPS	\$59.95



Optional button tab.

Add "D" to the end of part number for pre-drilled 4-bolt mounting holes. 3/16" dia., .750" x 1.648" bolt pattern.



Pre-drilled 4-bolt mounting hole option shown.

REPLACEMENT GRIPS

Four piece aluminum grip set fits Pro-werks Butterfly Steering Wheel only. Includes stainless fasteners.

PART #	GRIPS	QTY. PER PACK	PRICE
C42-490	POLISHED	SET OF 4 PCS.	\$55.95
C42-491	RED	SET OF 4 PCS.	\$55.95
C42-492	BLUE	SET OF 4 PCS.	\$55.95
C42-493	BLACK	SET OF 4 PCS.	\$55.95



SWITCH PANEL

This panel enables multiple button and switch installation on all Pro-werks Butterfly Steering Wheels. Panel is made from lightweight polished aluminum with stainless fasteners included. Ready to be drilled for choice of switches.

PART #	DESCRIPTION	PRICE
C42-479	BUTTERFLY STEERING WHEEL SWITCH PANEL	\$49.95



QUICK RELEASES

QUICK RELEASE STEERING HUB

Compact and lightweight hub features a built-in spring loaded release pin. The cupped non-skid release button provides one finger operation. Includes steel hex adapter that is bored with 5/8" I.D. hole. Precision CNC machined from aluminum, this hub meets 42.1 SFI spec.



PART #	DESCRIPTION	DETAIL	BOLT PATTERN	PRICE
C52-200	3 BOLT (WITH HEX)	1/4"	1.750"	\$79.95
C52-210	3 BOLT (WITH HEX)	5/16"	1.750"	\$79.95
C52-220	4 BOLT (WITH HEX)	3/16"	.750" x 1.648"	\$79.95
C52-230	UNDRILLED	2-5/8" DIA. FLANGE	-	\$79.95
C52-254	HEX SHAFT ONLY	5/8" I.D.	-	\$10.25

ADAPTER FLANGE

Converts any 3-bolt steering flange with 1-3/4" bolt circle using 5/16" diameter bolts. Flange is available for the Grant style 5-bolt or the Formula 9-bolt steering wheels.



PART #	FLANGE	BOLT CIRCLE	PRICE
C52-250	5 BOLT	2.835"	\$28.95
C52-251	9 BOLT	3.852"	\$28.95

ADAPTER STUB

Provides 5/8" O.D. for the hex adapter when using larger tubing. Universal stepped end accommodates 3/4", 7/8", or 1" diameter tubing with .065" wall thickness.

PART #	DESCRIPTION	PRICE
C52-260	ADPT STUB	\$9.45



QUICK RELEASE STEERING HUB

Anodized aluminum steering hub with special weld-on inner steel shaft. Spring-loaded quick release pin stays on the hub at all times. Popular 3-bolt pattern with 1-3/4" bolt circle uses 5/16" mount bolts.



PART #	DESCRIPTION	I.D.	PRICE
270-2017	HUB W/ HEX SHAFT	5/8"	\$31.40
270-2016	HUB W/ HEX SHAFT	3/4"	\$31.40
300-2020	HEX SHAFT ONLY	5/8"	\$8.67
300-2019	HEX SHAFT ONLY	3/4"	\$8.67

PRO BOX

The Pro Box is designed to replace the early Ford Pinto rack-n-pinion for new car construction. Polished aircraft billet aluminum construction with chromoly rack. Total rack travel of 4-3/4" with 3 turns at the pinion. Accepts 7/16" rod ends. The steering ratio is 20:1. Coupler included.



PART #	DESCRIPTION	DETAIL	PRICE
C42-332	PRO BOX	9/16"-26 SPLINE	\$420.32
C42-357	(2) REPL BOOTS W/ (4) SPRINGS	-	\$59.95
C42-403	COUPLER	9/16"-26 SPLINE x 3/4" BORED	\$16.46

PINTO RACK-N-PINION

This chrome unit is a direct replacement for a pinto rack. This OEM style unit has a total rack travel of 5.25" with 3.75 turns at the pinion. Front Steer application only. The steering ratio is 24.74:1. Coupler not included.



PART #	DESCRIPTION	DETAIL	PRICE
C42-400	PINTO RACK-N-PINION	9/16"-26 SPLINE, 3-7/8 TURNS	\$259.00
C42-403	COUPLER	9/16"-26 SPLINE x 3/4 BORED	\$16.46

PINTO RACK BRACKET

CNC machined billet aluminum bracket provides sanitary mounting of OEM style Pinto Rack-N-Pinion.



PART #	DESCRIPTION	PRICE
C42-404	BRACKET ONLY	\$65.95
C42-405	BRACKET W/ WELD ON MOUNTS	\$77.95



PINTO TIE ROD KIT

Weld-on tie rod kit is complete with rod ends and fasteners.

PART #	TUBES	ROD ENDS	FASTENERS	PRICE
C42-425	(2) 3/4" x .156" x 16" L	(2) 1/2"	INCLUDED	\$57.95

STEERING BEARING

Self-aligning sealed bearing provides for smooth operation. Available with polished billet aluminum cover for super clean appearance.



STEERING BEARING			
REF	PART #	FITS SHAFT	PRICE
(A)	C73-080	3/4" DIA.	\$19.95
(A)	C73-081	7/8" DIA.	\$19.95
(A)	C73-082	1" DIA.	\$19.95

STEERING BEARING W/ BILLET COVER

REF	PART #	FITS SHAFT	PRICE
(B)	C73-080-B	3/4" DIA.	\$47.50
(B)	C73-081-B	7/8" DIA.	\$47.50
(B)	C73-082-B	1" DIA.	\$47.50

PART #	DESCRIPTION	PRICE
C73-085	BILLET COVER ONLY	\$27.95
C73-162	WELD-ON STEERING BRACKET	\$4.30



C73-162



C73-085



SELF-LUBRICATING BEARINGS

Both materials are ideally suited for low speed and medium load applications. Selection should be determined by size requirement.



NYLON

COMPOSITE

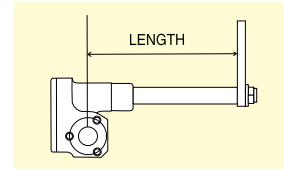
NYLON BEARINGS				
PART #	I.D.	FITS TUBE	QTY. PER PACK	PRICE
C42-095-2	5/8"	7/8" x .049	2	\$17.90
C42-096-2	3/4"	1" x .049	2	\$17.90

COMPOSITE BEARINGS				
PART #	I.D.	FITS TUBE	QTY. PER PACK	PRICE
C52-090-2	5/8"	7/8" x .058	2	\$12.50
C52-092-2	3/4"	1-1/8" x .058	2	\$12.92
C52-094-2	7/8"	1-1/4" x .058	2	\$13.16
C52-096-2	1"	1-3/8" x .058	2	\$14.18
C52-098-2	1-1/4"	1-5/8" x .058	2	\$18.80

FUNNY CAR BOX / RACK-N-PINION

FUNNY CAR BOX

Billet aluminum housing provides superior strength and durability. Ideal for front engine applications such as altered, roadsters, and funny cars. Includes 5/8"-36 splined coupler and pitman arm. Total pinion rotation is 2-1/3 turns, 6-3/8" drag link movement.



PART #	STEERING BOX	LENGTH	PRICE
C42-390	STANDARD	12-1/4"	\$495.00
C42-391	LONG	14-3/8"	\$495.00

PART #	DESCRIPTION	DETAIL	PRICE
C42-353	SPLINED COUPLER	5/8"-36	\$12.51
C42-395	PITMAN ARM	5"	\$28.05



RACK-N-PINION

These lightweight, quality steering boxes are precision machined from high strength steel and billet aluminum. They are fitted with self-lubricating bronze bearings, pinion seal, and nylon reinforced neoprene boots. **Coupler Included.**



PART #	DESCRIPTION	ROD END BOLT CENTERLINE	ROD ENDS	RATIO	TOTAL PINION ROTATION	TOTAL RACK TRAVEL	LENGTH	SPLINED COUPLER	WEIGHT	PRICE
C42-336	RACK-N-PINION (JR. DRAGSTER)	VERTICAL	5/16"	12:1	1-1/8 TURNS	3"	8-1/2"	5/8"-36	1.96#	\$230.02
C42-339	RACK-N-PINION	VERTICAL	3/8"	12:1	1-3/4 TURNS	4-1/2"	11-1/4"	5/8"-36	2.34#	\$241.45
C42-341	RACK-N-PINION (LIGHTWEIGHT, ALL ALUM)	VERTICAL	3/8"	12:1	1-3/4 TURNS	4-1/2"	11-1/4"	5/8"-36	1.54#	\$263.84
C42-344	RACK-N-PINION	VERTICAL	3/8"	15:1	2-1/4 TURNS	4-3/4"	11-1/4"	5/8"-36	2.50#	\$263.84
C42-352	(2) REPL BOOTS W/ (4) WIRES	-	-	-	-	-	-	-	-	\$42.45
C42-353	SPLINED COUPLER	-	-	-	-	-	-	5/8"-36	-	\$12.51
C42-354	SPLIT BOLT COUPLER	-	-	-	-	-	-	9/16"-26	-	\$19.43



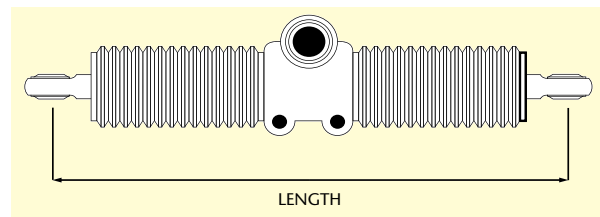
Vertical is only for rigid applications.

PART #	DESCRIPTION	ROD END BOLT CENTERLINE	ROD ENDS	RATIO	TOTAL PINION ROTATION	TOTAL RACK TRAVEL	LENGTH	SPLINED COUPLER	WEIGHT	PRICE
C42-340	RACK-N-PINION	HORIZONTAL	3/8"	12:1	1-3/4 TURNS	4-1/2"	11-1/4"	5/8"-36	2.34#	\$241.45



Horizontal is for suspended or rigid applications.

Choosing the right steering ratio for your application:
 12:1 Fast Ratio- Dragsters & Sand Buggies
 15:1 Medium Ratio- Roadsters & Altered



TIE ROD TUBE KIT

To be used with Rack-N-Pinion. Includes rod ends and fasteners.

PART #	TUBES	ROD ENDS	PRICE
C42-420*	(2) 3/4" DIA. X 18" L	(2) 3/8"	\$46.95
C42-421*	(2) 7/8" DIA. X 20" L	(2) 7/16"	\$51.95

* Add \$40.00 for factory tig welding (c-c dimensions required).



FAST RATIO RACK-N-PINION

The ultra fast action of this rack-n-pinion is designed for small oval track or mini baja applications. Precision machined from high strength steel and billet aluminum. **Coupler included.**



PART #	DESCRIPTION	ROD END BOLT CENTERLINE	ROD ENDS	RATIO	TOTAL PINION ROTATION	TOTAL RACK TRAVEL	SPLINED LENGTH	COUPLER	WEIGHT	PRICE
C42-334	RACK-N-PINION	HORIZONTAL	3/8"	6.4:1	7/8 TURN	4-1/2"	11-1/4"	5/8"-36	2.74#	\$274.81
C42-352	(2) REPL BOOTS W/ (4) WIRES	-	-	-	-	-	-	-	-	\$42.45
C42-353	SPLINED COUPLER	-	-	-	-	-	-	5/8"-36	-	\$12.51

DWARF RACK-N-PINION

This compact heavy duty rack is machined from aircraft billet aluminum with chromoly rack. Features aluminum clevises. Versatile mounting allows for many applications. **Coupler included.**



PART #	DESCRIPTION	ROD END BOLT CENTERLINE	ROD ENDS	RATIO	TOTAL PINION ROTATION	TOTAL RACK TRAVEL	SPLINED LENGTH	COUPLER	WEIGHT	PRICE
C42-330	RACK-N-PINION	HORIZONTAL	1/2"	10:1	1-1/4 TURNS	3-7/8"	15"	5/8"-36	6.5#	\$330.31
C42-356	(2) REPL BOOTS W/ (4) WIRES	-	-	-	-	-	-	-	-	\$59.95
C42-355	SPLIT BOLT COUPLER	-	-	-	-	-	-	5/8"-36	-	\$19.43

BRAKES/HYDRAULICS

SLAVE CYLINDER "PULL STYLE"

Black anodized aircraft aluminum housing, non-corrosive piston, fully adjustable. Comes complete with fitting, bleeder valve, and 5/16" rod end. Has 7/8" diameter bore x 1-3/8" stroke.



PART #	DESCRIPTION	PRICE
260-1333	PULL STYLE SLAVE CYLINDER	\$77.65
260-5524	REBUILD KIT	\$15.69



SLAVE CYLINDER

Equipped with 3/16" american brake fittings and bleeder screw. 7/8" bore dia.



Pull Style

Push Style

1312



PART #	DESCRIPTION	DETAIL	STROKE	PRICE
300-B	PULL STYLE	BLUE	1"	\$46.20
300-P	PULL STYLE	POLISHED	1"	\$71.40
933	PULL STYLE	REBUILD KIT	-	\$25.60
305-B	PUSH STYLE	BLUE	1-1/4"	\$50.40
1312	PUSH STYLE	PUSH ROD	-	\$13.52
942	PUSH STYLE	REBUILD KIT	-	\$11.20
1306	REPL BOOT	PULL OR PUSH	-	\$4.48

COMPACT REMOTE COMBINATION MASTER CYLINDER KIT

Wilwood compact combination master cylinders have been fully redesigned for limited space applications requiring the output capacity of a full size master cylinder. The black E-Coated aluminum body has a compact length of 3.37" and an 1/8" NPT outlet.



ALUMINUM TANDEM CHAMBER MASTER CYLINDER

Wilwood tandem chamber master cylinders represent the latest refinements in brake pressure actuation and fluid control. The exclusive Wilwood features incorporated in this innovative and unique design make it the perfect choice for a wide range of custom manual or power brake applications.



PART #	BORE	DETAIL	PRICE
260-9439	7/8"	STANDARD FINISH	\$209.95
260-9439-P	7/8"	BRIGHT FINISH	\$251.95
260-8555	1"	STANDARD FINISH	\$209.95
260-8555-P	1"	BRIGHT FINISH	\$251.95
260-8556	1-1/8"	STANDARD FINISH	\$209.95
260-8556-P	1-1/8"	BRIGHT FINISH	\$251.95

PART #	BORE	STROKE	PRICE
260-10371	5/8"	1.12"	\$79.58
260-10372	3/4"	1.12"	\$79.58
260-10373	13/16"	1.12"	\$79.58
260-10374	7/8"	1.12"	\$79.58
260-10375	1"	1.12"	\$79.58
260-10376	1-1/8"	1.12"	\$79.58

LARGE RESERVOIR MASTER CYLINDER

With total fluid capacity of 8.22 oz., this aluminum master cylinder is light and keeps fluid cool. A stiffer piston spring provides improved pedal feel, features 1-7/16" stroke. Includes Bellows-type gasket and quick release formed steel lid. 5/16"-24 threaded pushrod.



Face Mt. 2-1/4" c-c
Side Mt. 3" c-c
1/8" NPT Outlet Port



PART #	BORE	STROKE	PRICE
260-6764	3/4"	1.5"	\$60.38
260-6765	7/8"	1.6"	\$60.38
260-6766	1"	1.4"	\$60.38

PART #	BORE	DESCRIPTION	PRICE
260-6898	3/4"	REBUILD KIT	\$24.09
260-6899	7/8"	REBUILD KIT	\$24.09
260-6900	1"	REBUILD KIT	\$24.09

PART #	DESCRIPTION	PRICE
210-6725	BELLOWS TYPE GASKET	\$6.34

COMBO MASTER CYLINDER

Precision machined high strength aluminum, these versatile master cylinders include both small and large size reservoirs that can be direct mounted or remote mounted if needed. Features 3/8"-24 female outlet thread and 5/16"-24 pushrod.



Face Mt. 2-1/4" c-c
Side Mt. 3" c-c

PART #	BORE	STROKE	PRICE
260-3372	5/8"	1.3"	\$69.93
260-3374	3/4"	1.1"	\$69.93
260-3376	7/8"	1.2"	\$69.93
260-3378	1"	1"	\$69.93
260-3380	1-1/8"	1"	\$69.93

PART #	BORE	DESCRIPTION	PRICE
260-3880	5/8"	REBUILD KIT	\$20.94
260-3881	3/4"	REBUILD KIT	\$20.94
260-3882	7/8"	REBUILD KIT	\$20.94
260-3883	1"	REBUILD KIT	\$20.94
260-3884	1-1/8"	REBUILD KIT	\$20.94

TANDEM MASTER CYLINDER

Aluminum housing with large plastic reservoir provides tandem piston design in single 1-1/16" bore. Dual outlet 1/2"-20 and 9/16"-20 inverted flare outlets with 3/8"-24 NF thread pushrod.



3.2" face mount, proportioning valve recommended.

PART #	BORE	DESCRIPTION	STROKE	PRICE
260-4893	1-1/16"	W/O PUSHROD	1.4"	\$110.20
260-4894	1-1/16"	W/ PUSHROD	1.4"	\$124.77

PART #	BORE	DESCRIPTION	PRICE
260-4896	1-1/16"	REBUILD KIT	\$31.44
260-2414	1-1/32"	REBUILD KIT	\$36.38

ADAPTER KIT

This kit adapts the tandem master cylinder to either Wilwood single composite pedal assembly.



PART #	DESCRIPTION	PRICE
250-3677	ADAPTER KIT	\$36.82

ALUMINUM MASTER CYLINDER

These Wilwood built master cylinders, from European descent, are compact in design and lightweight. Cast aluminum construction features option of with or without reservoir. Features 1.4" stroke, 3/8"-24 female outlet thread, and 5/16"-24 pushrod.



Without Reservoir

Face Mt. 2-1/4" c-c



With Reservoir

REF	PART #	BORE	STROKE	PRICE
(A)	260-6087	5/8"	1.5"	\$50.34
(A)	260-6089	3/4"	1.5"	\$50.34
(B)	260-2636	5/8"	1.4"	\$52.44
(B)	260-1304	3/4"	1.4"	\$52.44

REF	PART #	BORE	DESCRIPTION	PRICE
-	905	5/8"	REBUILD KIT	\$25.60
-	909	3/4"	REBUILD KIT	\$25.60

REF	PART #	DESCRIPTION	PRICE
-	330-4355	REPLACEMENT CAP	\$8.67

MASTER CYLINDERS

CNC's premium quality master cylinders are an excellent choice for new construction or upgrading your existing pedal assemblies. Overall height of cylinders is 3", outfitted with 5/16"-24 pushrod and 1/8" NPT outlet.

ROUND MASTER CYLINDER

Face Mt. 2-1/4" c-c bolt space.



PART #	BORE	STROKE	PRICE
701-5-8	5/8"	1.4"	\$47.60
701-3-4	3/4"	1.3"	\$47.60
701-5-8-P	5/8" POLISHED	1.4"	\$72.80
701-3-4-P	3/4" POLISHED	1.3"	\$72.80

REPLACEMENT PARTS ROUND

PART #	BORE	DESCRIPTION	PRICE
903-R	5/8" BORE	REBUILD KIT	\$25.60
907-R	3/4" BORE	REBUILD KIT	\$25.60

PART #	REPLACEMENT	PRICE
1454	CAP	\$11.04
1452	GASKET	\$5.60
1450-R	BOOT	\$4.48

SQUARE MASTER CYLINDER

Side Mt. 3" c-c bolt space, (stainless steel sleeved) Face Mt. 2-1/4" c-c bolt space



PART #	BORE	STROKE	PRICE
702-5-8	5/8"	1.4"	\$57.40
702-3-4	3/4"	1.4"	\$57.40
702-7-8	7/8"	1.6"	\$57.40
702-1	1"	1.6"	\$57.40
702-1-1-16	1-1/16"	1.3"	\$57.40
702-3-4-P	3/4" POLISHED	1.4"	\$82.60
702-7-8-P	7/8" POLISHED	1.6"	\$82.60
702-1-P	1" POLISHED	1.6"	\$82.60
702-1-1-16-P	1-1/16" POLISHED	1.3"	\$82.60

REPLACEMENT PARTS SQUARE

PART #	BORE	DESCRIPTION	PRICE
903-S	5/8"	REBUILD KIT	\$25.60
907-S	3/4"	REBUILD KIT	\$25.60
911-S	7/8"	REBUILD KIT	\$25.60
915-S	1"	REBUILD KIT	\$25.60
918-S	1-1/16"	REBUILD KIT	\$25.60

PART #	REPLACEMENT	PRICE
1453	LID	\$6.40
1451-F	GASKET	\$5.60
1450-S	BOOT	\$4.48

DUAL MASTER CYLINDER

Side Mt. 3" c-c bolt space, stainless steel sleeved.



Includes easy fill cover as shown.

PART #	BORE	STROKE	PRICE
717-5-8-5-8	5/8", 5/8"	1.5"	\$106.40
717-3-4-3-4	3/4", 3/4"	1.4"	\$106.40
717-3-4-7-8	3/4", 7/8"	1.6"	\$106.40
717-7-8-7-8	7/8", 7/8"	1.7"	\$106.40

REPLACEMENT PARTS DUAL

PART #	BORE	DESCRIPTION	PRICE
*903-D	5/8"	REBUILD KIT	\$25.60
*907-D	3/4"	REBUILD KIT	\$25.60
*911-D	7/8"	REBUILD KIT	\$25.60

*Rebuild kit is for one master cylinder bore only, a total rebuild requires two kits.

MASTER CYLINDER HARDWARE

Anodized aluminum clevises are threaded 5/16"-24 with 1/4" wide slot and 1/4" dia. pin.

PART #	CLEVIS	PRICE
1457-B	BLUE	\$5.84
1457-R	RED	\$5.84

PART #	PUSHROD	PRICE
1455	3"	\$5.84
1456-A	3-1/2"	\$5.84
1456-B	4"	\$5.84
1456-C	4-1/2"	\$5.84
1456-D	5"	\$5.84



EASY FILL COVER

Complete with all rubber gaskets. Fits square type CNC master cylinders.

PART #	DESCRIPTION	PRICE
1458	EASY FILL COVER	\$14.24
1451-EZ	GASKET ONLY	\$5.60



BLEEDER LID

These replaceable lids feature air valves for pressure bleeding your brake system.

PART #	CYLINDER KIT	PRICE
1459	SQUARE	\$19.60
1459-A	ROUND	\$19.60



PLASTIC RESERVOIR

PART #	DESCRIPTION	SIZE	PRICE
260-7577	SMALL SINGLE	4.0 OZ.	\$62.94



ALUMINUM REMOTE RESERVOIR

PART #	DESCRIPTION	SIZE	PRICE
1485	RD SINGLE ALUM	2-1/2" H x 1-3/4" DIA	\$42.00
1484	RECT SINGLE ALUM	3" H x 2" W x 4" L	\$50.40
1482	RECT DUAL ALUM	3" H x 4-1/2" W x 4" L	\$92.40
1483	RECT TRIPLE ALUM	3" H x 7" W x 4" L	\$138.64



1485



1484



1482



1483



MASTER CYLINDER W/O RESERVOIR

Face Mt. 2-1/4" c-c bolt space.

Aluminum with stainless steel sleeve



All stainless steel



REPLACEMENT PARTS W/O RESERVOIR

PART #	REBUILD KIT	PRICE
903-N-R	5/8"	\$25.60
907-N-R	3/4"	\$25.60
911-N-R	7/8"	\$25.60
915-N-R	1"	\$25.60
918-N-R	1-1/16"	\$25.60
919-N-R	1-1/8"	\$25.60
920-N-R	1-1/4"	\$25.60

PART #	BORE	DESCRIPTION	PRICE
712-5-8	5/8"	ALUM W/ STLS SLEEVE	\$57.40
712-3-4	3/4"	ALUM W/ STLS SLEEVE	\$57.40
712-7-8	7/8"	ALUM W/ STLS SLEEVE	\$57.40
712-1	1"	ALUM W/ STLS SLEEVE	\$57.40

PART #	BORE	DESCRIPTION	PRICE
711-1-8	1-1/8"	ALL STLS	\$61.60
711-1-4	1-1/4"	ALL STLS	\$61.60
711-1-16	1-1/16"	ALL STLS	\$61.60

HAND BRAKES

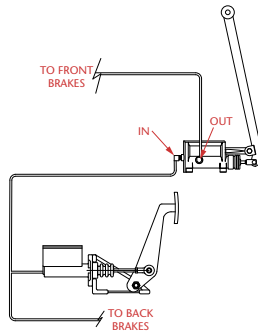
IN-LINE STAGING BRAKE

Allows both foot and hand brake control. May be plumbed in-line in existing brake system to allow hand control of front or rear brakes.

PART #	BORE SIZE	PRICE
412-SB-3-4	3/4"	\$113.40

PART #	REBUILD KIT	PRICE
925	3/4" REBUILD KIT	\$35.20

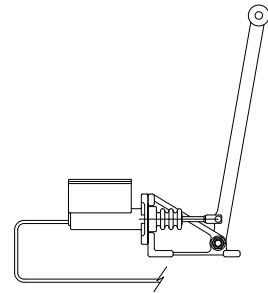
PART #	REPLACEMENT	PRICE
1402-B	BLUE KNOB	\$7.76
1402-R	RED KNOB	\$7.76



HAND BRAKE

Ideal for hand control of brake system in applications that do not require or allow for foot brake assembly. Shown with square master cylinder.

PART #	MASTER CYLINDER	PRICE
402-A-3-4	3/4" ROUND	\$131.60
402-AS-3-4	3/4" SQUARE	\$140.00
402-AS-7-8	7/8" SQUARE	\$140.00


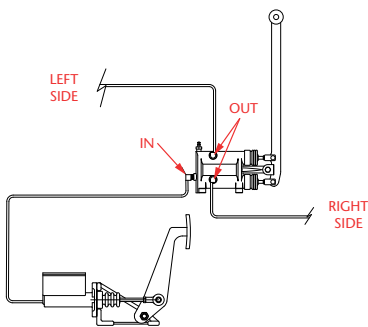


IN-LINE CUTTING BRAKE

When plumbed in-line, these cutting brakes provide individual hand brake control of right or left wheel.




PART #	DESCRIPTION	BORE	PRICE
422-AB-3-4	ANGLED SINGLE HANDLE	3/4"	\$107.00
422-SB-3-4	STRAIGHT SINGLE HANDLE	3/4"	\$107.00
925	SINGLE REBUILD KIT	3/4"	\$35.20
452-AB-3-4	ANGLED DUAL HANDLE	3/4"	\$107.00
452-SB-3-4	STRAIGHT DUAL HANDLE	3/4"	\$107.00
926	DUAL REBUILD KIT	3/4"	\$35.20



422-SB-3-4



452-SB-3-4



422-AB-3-4



452-AB-3-4

CONTROL LEVER

Lightweight, heat-treated aluminum control levers are designed for custom installations. These levers are perfect for dragsters, alteredes, and funny cars. CNC machined 1/4" thick aluminum with 3/8" diameter pivot hole and micro polished finish. The smooth radiused edges and aluminum grips provide comfort and control.



PART #	LENGTH	GRIPS	PRICE
C42-512	18"	POLISHED	\$88.95
C42-514	18"	RED	\$88.95
C42-516	18"	BLUE	\$88.95
C42-517	18"	BLACK	\$88.95
C42-522	20"	POLISHED	\$88.95
C42-524	20"	RED	\$88.95
C42-526	20"	BLUE	\$88.95
C42-527	20"	BLACK	\$88.95

**CONTROL LEVER
REPLACEMENT GRIPS**

These two-piece aluminum grip sets fit Pro-Werks control levers. Includes stainless fasteners.



PART #	DESCRIPTION	PRICE
C42-540	POLISHED	\$44.95
C42-541	RED	\$44.95
C42-542	BLUE	\$44.95
C42-543	BLACK	\$44.95



SHUT OFF LEVER

Designed to fit Pro-werks Control Levers, this CNC machined billet aluminum lever is ideal for chute release or fuel shut off.



PART #	DESCRIPTION	PRICE
C42-507	SHUT OFF LEVER	\$51.95

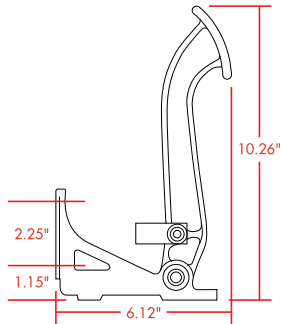
PEDAL ASSEMBLIES

DUAL MASTER CYLINDER PEDAL ASSEMBLY

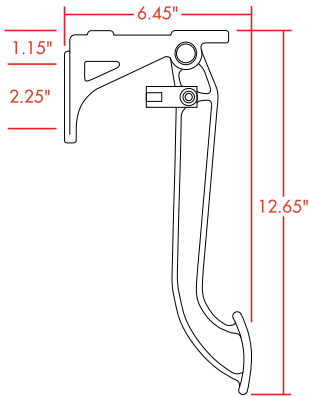
These Dual Master Cylinder Pedal Assemblies feature extended travel balance bar assembly, with 3/8"-24 thread. Providing the adjustability of front-to-rear brake bias. Accepts 2-1/4" bolt pattern master cylinders. Does not include master cylinders.



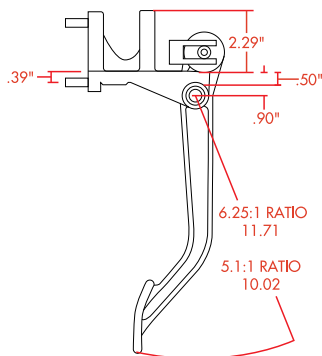
340-1285
Floor Mount



340-1287
Swing Mount



340-5180
340-5181
Reverse Swing Mount



PART #	MOUNT	RATIO	PRICE
340-1285	FLOOR	6 : 1	\$118.60
340-1287	SWING	7 : 1	\$118.60
340-5180	REVERSE SWING	5.1 : 1	\$157.45
340-5181	REVERSE SWING	6.25 : 1	\$157.45

SINGLE MASTER CYLINDER PEDAL

Anodized aluminum base and pedal with non-slip pad, accepts 2-1/4" bolt pattern master cylinder. Lightweight high-strength design weighs only 1.9 lbs. Does not include master cylinder.

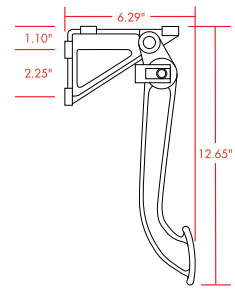
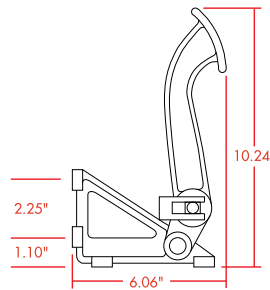


340-1289
Floor Mount



340-1290
Swing Mount

PART #	MOUNT	RATIO	PRICE
340-1289	FLOOR	6 : 1	\$66.09
340-1290	SWING	7 : 1	\$66.09



REMOTE CABLE ADJUSTER

Adjusts front-to-rear brake bias during race conditions. Knob features bi-directional detent for positive adjustment. Cable is 5' long and can be cut for custom length. The 3/8"-24 thread fits Wilwood and most commonly used bias bars.



PART #	DESCRIPTION	PRICE
340-4990	REMOTE CABLE ADJUSTER	\$49.88

BALANCE BAR ASSEMBLY

Available individually as shown, the 3/8"-24 threaded adjuster bar includes 5/16"-24 threaded aluminum clevises.



PART #	DESCRIPTION	PRICE
340-1757	BALANCE BAR ASSEMBLY	\$64.09

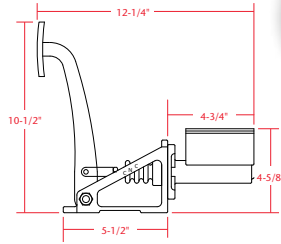


SINGLE CYLINDER PEDAL ASSEMBLIES

Available with choice of round or square reservoir master cylinders. On most models option of gray powder coated or chrome plated pedal.

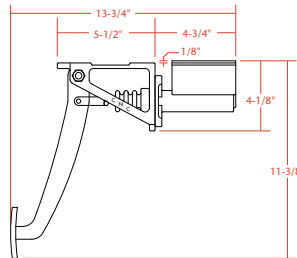
FLOOR MOUNT

PART #	PEDAL	MASTER CYLINDER	PRICE
252-C-3-4	CHROME	3/4" ROUND	\$95.20
252-S-3-4	GRAY	3/4" ROUND	\$86.80
254-C-3-4	CHROME	3/4" SQUARE	\$112.00
254-S-3-4	GRAY	3/4" SQUARE	\$103.60
254-C-7-8	CHROME	7/8" SQUARE	\$112.00
254-S-7-8	GRAY	7/8" SQUARE	\$103.60
254-C-1	CHROME	1" SQUARE	\$112.00
254-S-1	GRAY	1" SQUARE	\$103.60



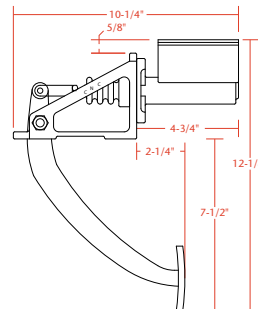
SWING MOUNT

PART #	PEDAL	MASTER CYLINDER	PRICE
264-C-3-4	CHROME	3/4" SQUARE	\$112.00
264-S-3-4	GRAY	3/4" SQUARE	\$103.60
264-C-7-8	CHROME	7/8" SQUARE	\$112.00
264-S-7-8	GRAY	7/8" SQUARE	\$103.60
264-C-1	CHROME	1" SQUARE	\$112.00
264-S-1	GRAY	1" SQUARE	\$103.60



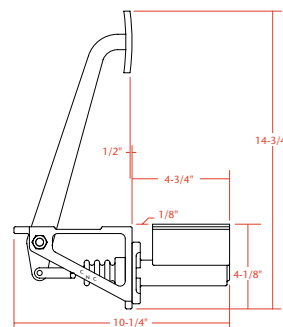
REVERSE SWING MOUNT

PART #	PEDAL	MASTER CYLINDER	PRICE
272-C-3-4	CHROME	3/4" ROUND	\$95.20
272-S-3-4	GRAY	3/4" ROUND	\$86.80
274-C-3-4	CHROME	3/4" SQUARE	\$112.00
274-S-3-4	GRAY	3/4" SQUARE	\$103.60
274-C-7-8	CHROME	7/8" SQUARE	\$112.00
274-S-7-8	GRAY	7/8" SQUARE	\$103.60
274-C-1	CHROME	1" SQUARE	\$112.00
274-S-1	GRAY	1" SQUARE	\$103.60



SUB - FLOOR MOUNT


PART #	PEDAL	MASTER CYLINDER	PRICE
284-C-3-4	CHROME	3/4" SQUARE	\$112.00
284-C-7-8	CHROME	7/8" SQUARE	\$112.00
284-C-1	CHROME	1" SQUARE	\$112.00



ADJUSTABLE PEDAL STOP

Limits pedal travel and prevents over-traveling pressure plate when using single pedal assembly for clutch application.

PART #	DESCRIPTION	PRICE
C32-110	ADJ PEDAL STOP	\$19.95



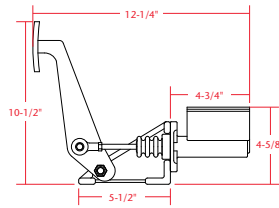
PEDALS

DUAL CYLINDER PEDAL ASSEMBLIES

Available with choice of round or square reservoir master cylinders. The 3/8"-24 thread balance bar provides front-to-rear brake bias adjustment.

FLOOR MOUNT

PART #	MASTER PEDAL	CYLINDER	PRICE
204-S-3-4-3-4	GRAY	3/4" RD, 3/4" RD	\$193.20
204-SD-3-4-3-4	GRAY	3/4" SQ, 3/4" SQ	\$219.80
204-SD-3-4-7-8	GRAY	3/4" SQ, 7/8" SQ	\$219.80
204-S-5-8-3-4	GRAY	5/8" RD, 3/4" RD	\$193.20
204-SD-7-8-7-8	GRAY	7/8" SQ, 7/8" SQ	\$219.80



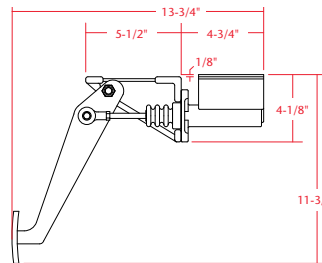
Round Master Cylinder



Square Master Cylinder

SWING MOUNT

PART #	PEDAL	MASTER CYLINDER	PRICE
214-SD-3-4-3-4	GRAY	3/4" SQ, 3/4" SQ	\$219.80
214-SD-3-4-7-8	GRAY	3/4" SQ, 7/8" SQ	\$219.80
214-SD-5-8-3-4	GRAY	5/8" SQ, 3/4" SQ	\$219.80
214-SD-7-8-7-8	GRAY	7/8" SQ, 7/8" SQ	\$219.80




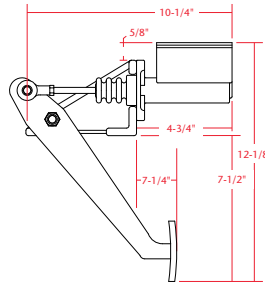
Square Master Cylinder



REVERSE SWING MOUNT

NOTE: Special length push rod.

PART #	PEDAL	MASTER CYLINDER	PRICE
224-SD-3-4-3-4	GRAY	3/4" SQ, 3/4" SQ	\$228.20
224-SD-3-4-7-8	GRAY	3/4" SQ, 7/8" SQ	\$228.20
224-SD-5-8-3-4	GRAY	5/8" SQ, 3/4" SQ	\$228.20
224-SD-7-8-7-8	GRAY	7/8" SQ, 7/8" SQ	\$228.20



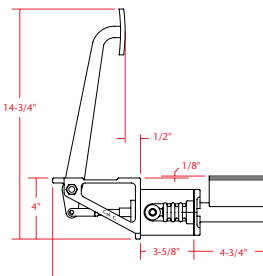
Square Master Cylinder

SUB - FLOOR MOUNT

Ideal for installations with firewall restrictions.

NOTE: Special master cylinder.

PART #	PEDAL	MASTER CYLINDER	PRICE
245-C-3-4-3-4	CHROME	3/4" SQ, 3/4" SQ	\$319.20
245-C-3-4-7-8	CHROME	3/4" SQ, 7/8" SQ	\$319.20
245-C-5-8-3-4	CHROME	5/8" SQ, 3/4" SQ	\$319.20
245-C-7-8-7-8	CHROME	7/8" SQ, 7/8" SQ	\$319.20



Square Master Cylinder

BALANCE BAR ADJUSTER

Adjust brake bias from driver's seat with the CNC balance bar adjuster. The 3/8"-24 threaded coupler fits CNC bias bars and most other brands.

PART #	CABLE	PRICE
830-3	3'	\$49.60
830-5	5'	\$49.60



BALANCE BAR

Available separately as shown, has 3/8"-24 threaded adjuster with 5/16"-24 rod ends.

PART #	DESCRIPTION	PRICE
1215	BALANCE BAR	\$63.52



HYDRAULIC PEDAL ASSEMBLY WITHOUT THROTTLE PEDAL

Designed for high strength and severe duty. Includes total seal rubber boots, fittings for 3/16" standard american brake line, and slave cylinder. Choice of round or square master cylinders.



PART #	PEDAL	MASTER CYLINDER	PRICE
122-BB-3-4-3-4	BLACK	3/4" RD, 3/4" RD	\$191.00
122-CB-3-4-3-4	CHROME	3/4" RD, 3/4" RD	\$209.00
122-CB-P-3-4-3-4*	CHROME	3/4" RD, 3/4" RD	\$283.00
124-BB-3-4-3-4	BLACK	3/4" SQ, 3/4" SQ	\$224.00
124-CB-3-4-3-4	CHROME	3/4" SQ, 3/4" SQ	\$239.00
124-CB-P-3-4-3-4*	CHROME	3/4" SQ, 3/4" SQ	\$313.00
124-BB-3-4-7-8	BLACK	3/4" SQ, 7/8" SQ	\$224.00
124-CB-3-4-7-8	CHROME	3/4" SQ, 7/8" SQ	\$239.00
124-CB-P-3-4-7-8*	CHROME	3/4" SQ, 7/8" SQ	\$313.00
124-BB-3-4-1	BLACK	3/4" SQ, 1" SQ	\$224.00
124-CB-3-4-1	CHROME	3/4" SQ, 1" SQ	\$239.00
124-CB-P-3-4-1*	CHROME	3/4" SQ, 1" SQ	\$313.00

* Polished assembly and master cylinders.



HYDRAULIC PEDAL ASSEMBLY WITH THROTTLE PEDAL

Same design and features as 122/124 Series assembly, with built-in gas pedal for cable style hook up.



PART #	PEDAL	MASTER CYLINDER	PRICE
112-BB-3-4-3-4	BLACK	3/4" RD, 3/4" RD	\$212.00
112-CB-3-4-3-4	CHROME	3/4" RD, 3/4" RD	\$236.00
112-CB-P-3-4-3-4*	CHROME	3/4" RD, 3/4" RD	\$310.00
114-BB-3-4-3-4	BLACK	3/4" SQ, 3/4" SQ	\$245.00
114-CB-3-4-3-4	CHROME	3/4" SQ, 3/4" SQ	\$264.00
114-CB-P-3-4-3-4*	CHROME	3/4" SQ, 3/4" SQ	\$338.00
114-BB-3-4-7-8	BLACK	3/4" SQ, 7/8" SQ	\$245.00
114-CB-3-4-7-8	CHROME	3/4" SQ, 7/8" SQ	\$264.00
114-CB-P-3-4-7-8*	CHROME	3/4" SQ, 7/8" SQ	\$338.00
114-BB-3-4-1	BLACK	3/4" SQ, 1" SQ	\$245.00
114-CB-3-4-1	CHROME	3/4" SQ, 1" SQ	\$264.00
114-CB-P-3-4-1*	CHROME	3/4" SQ, 1" SQ	\$338.00

* Polished assembly and master cylinders

BRAIDED LINE KIT

For use with adjustable pedal mounting plate and clutch/brake assembly listed above. Includes necessary fittings and brake line manifold for union of 18" braided lines to hard line.



PART #	LINE KIT	DESCRIPTION	PRICE
864-2	2	CLUTCH & BRAKE	\$61.60
864-3	3	CLUTCH, BRAKE, & THROTTLE	\$77.00

ADJUSTABLE PEDAL MOUNTING PLATE

This mounting plate has three different locations for the pedal assembly, with an overall adjustment of 4". It can be used with all dual cylinder pedal assemblies, includes quick change cable mount for Morse cables.




PART #	DESCRIPTION	PRICE
1222-CT	ADJUSTABLE PEDAL MOUNTING PLATE	\$47.20

PEDALS / MOUNTS

DRAGSTER PEDAL ASSEMBLY

Lightweight yellow zinc-plated chromoly pedals glide on a nylon bushed aircraft aluminum cross shaft. Multiple snap ring grooves enable side to side positioning of pedals on shaft, total adjustment is 1-1/4" per pedal in 1/4" increments. Standard features include non-skid surface on brake pedal and toe hook style gas pedal. Assembly includes chromoly mounting tabs and hardware.



Dragster Pedal Kit



MULTI MOUNT BRACKETS

Optional weld mount brackets allow a total of 6" of pedal assembly adjustment in 3/4" increments. Laser cut 1/8" thick chromoly with 5/16" diameter holes.



PART #	DESCRIPTION	QTY. PER PACK	PRICE
C73-273-2	MULTI MOUNT BRACKETS	2	\$26.95



DRAGSTER PEDAL KITS

PART #	SHAFT LENGTH	PRICE
C42-080	14"	\$165.95
C42-081	15"	\$165.95
C42-082	16"	\$165.95
C42-083	17"	\$165.95
C42-084	18"	\$165.95
C42-085	19"	\$165.95
C42-086	20"	\$165.95

PEDAL SHAFT

Aircraft aluminum pedal shaft is 5/8" diameter and available in several lengths.



PART #	SHAFT LENGTH	PRICE
C42-070	14"	\$33.95
C42-071	15"	\$33.95
C42-072	16"	\$33.95
C42-073	17"	\$33.95
C42-074	18"	\$33.95
C42-075	19"	\$33.95
C42-076	20"	\$33.95



C42-091

DRAGSTER PEDALS		
PART #	DESCRIPTION	PRICE
C42-091	GAS	\$69.95
C42-092	BRAKE 4.5:1 RATIO	\$69.95



C42-092

PART #	DESCRIPTION	PRICE
C42-094-4	(4) SNAP RINGS	\$2.49

BOLT ON ADJUSTABLE PEDAL STOP

Limits pedal travel and prevents over traveling the pressure plate when using single pedal assembly for clutch application.



PART #	DESCRIPTION	PRICE
C32-110	BOLT ON ADJUSTABLE PEDAL STOP	\$19.95




WELD ON ADJUSTABLE PEDAL STOP

This universal weld-on adjustable pedal stop can be used with levers or pedals to prevent over traveling.




PART #	DESCRIPTION	PRICE
C42-110	WELD ON ADJUSTABLE PEDAL STOP	\$17.95



ALUMINUM GAS PEDAL


Aluminum cast with non-skid foot surface. Features adjustable stop and built-in return spring. Works great with TeleflexMorse cables.



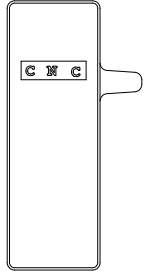
171



Straight Back Mount



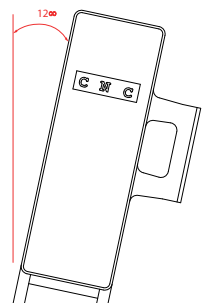
170



Straight Side Mount



174




Angled Side Mount

PART #	MOUNT	HOLE	PRICE
170	SIDE	10-32 NF	\$29.40
171	BACK	3/16"	\$29.40
174	SIDEW/ FOOT REST	10-32 NF	\$33.60
170-P	POLISHED SIDE	10-32 NF	\$54.60
171-P	POLISHED BACK	3/16"	\$54.60
174-P	POLISHED SIDE W/ FOOT REST	10-32 NF	\$58.80




HYDRAULIC THROTTLE

Flexible line simplifies difficult throttle installations. Factory assembled with 10' of line, available with or without pedal. Not recommended for blown applications or race cars.



290-10

PART #	HYDRAULIC THROTTLE	PRICE
290-10	W/ BRKT FOR 122 SERIES PEDALS	\$154.00
290-P-10	W/ PEDAL	\$197.40



290-P-10

PART #	DESCRIPTION	PRICE
1290-12	5/16" DIA. TUBE (12')	\$24.00
1291-S*	STRAIGHT FTG	\$3.84
1291-E*	90 DEGREE FTG	\$3.84
1292	COMPRESSION SLEEVE	\$1.60
941	REBUILD KIT	\$18.00
1293	LINE NUT	\$2.00
1294	BOOT	\$8.40

* 1/8" NPT male to 5/16" nylon tubing.



Replacement Parts

#174 features three mounting points.

NEW AT CHASSIS SHOP!



PS-1 CALIPERS

PAGE 68



MASTER CYLINDER

PAGE 55

BILLET DYNAPRO CALIPERS

PAGE 68



BILLET DYNAPRO SINGLE CALIPERS

PAGE 67




ALUMINUM TANDEM CHAMBER MASTER CYLINDERS

PAGE 55



BILLET BOTTLE KNOBS

PAGE 36



BILLET CABLE KNOBS

PAGE 80



EXTENDED FILL CAP BUNGS

NEW COLOR FILL CAPS

NOW AVAILABLE IN SILVER AND RAW

PAGE 39



PAGE 39




SHOP ONLINE
WWW.CHASSISSHOP.COM

NEW AT CHASSIS SHOP!


NEW STYLE ESCAPE HATCH LATCHES

PAGE 29



NEW SIZES OF CHROMOLY PLATE

PAGE 1



NEW STYLE FUNNY CAR BOX

PAGE 53



ALUMINUM DONUTS

PAGE 84



STRAIGHT EXHAUST TUBING

PAGE 83



PRO-WERKS APPAREL AND MERCHANDISE

PAGE 131



SHOP ONLINE
WWW.CHASSISSHOP.COM



CALIPERS

BILLET SPOT CALIPER

Single action floating caliper, precision computer machined from billet aluminum. Only 1.2 lbs. 3-5/16" bolt centers. Accepts up to .38" thick rotors, universal application, right or left.

PART #	DESCRIPTION	PRICE
120-1064	BILLET CALIPER	\$101.80

PART #	PAD	PRICE
150-1251-K	(4) SOFT ROUND	\$31.01
230-1112	SPOT PAD SCREW	0.37/EA



BILLET ALUMINUM CALIPER

Super compact dual action design. Machined from 7075-T6 billet aluminum. Features internal crossover passages. 3/16" dia. cross bolt retain pads.

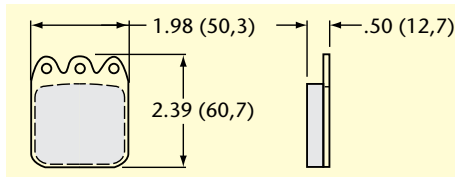
PART #	SIDE	PRICE
623-R	RIGHT	\$108.30
623-L	LEFT	\$108.30



Right side shown, 3.250" bolt pattern, 1/8" NPT inlet port.



DYNALITE SINGLE



DYNALITE/DYNAPRO SINGLE PADS

For use in part numbers 120-2498, 120-3277, 120-9687, 120-9689, 623-R, 623-L.

PACK OF (4)	DESCRIPTION	PRICE
15E-9820-K	POLYMATRIX "E"	\$60.57
15O-9764-K	"SMART PAD" BP-10	\$41.28
15O-9766-K	"SMART PAD" ALUMINUM ROTORS	\$45.09

MECHANICAL SPOT CALIPER


Features single piston floating housing which permits use in small, compact applications. Ideal for parking brake. Mechanical cam-actuated lever with two settings for adjustment. Only 1.6 lbs. Pads included. 2.95" mount centers. Accepts up to .50" thick rotors.

PART #	MECHANICAL CALIPER	PRICE
120-2373	RIGHT	\$62.94
120-2374	LEFT	\$62.94

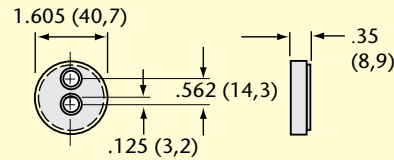
PART #	PAD	PRICE
150-5982	SPOT	\$7.29



Right side shown.



BILLET SPOT



DYNALITE SINGLE FLOATER

Single piston housing of billet aluminum permits use in small, compact applications. Only 1.4 lbs. Open back allows for quick pad change- accepts Dynalite Single pads. Has 3.28" bolt centers. Universal application, right or left.

PART #	FITS	PRICE
120-2498	1/4"	\$101.80
120-3277	3/8"	\$97.60



BILLET DYNAPRO SINGLE

Dual action 2-piston caliper has the lowest possible weight, only 1.4 lbs. Stainless steel pistons for a 300% reduction in heat transfer. Accepts 6" to 13" dia. rotors up to .38" thick. Universal application, right or left.

PART #	BOLT	PRICE
120-9689	3.750"	\$103.82
120-9687	3.250"	\$103.82



DYNALITE II

Weighing only 2.7 lbs., this compact design 4-piston caliper is ideal for a wide range of braking applications. Black anodized aluminum with stainless steel pistons, accepts 9" to 15" dia. rotors, 5.25" bolt pattern with 1/8" NPT inlet.



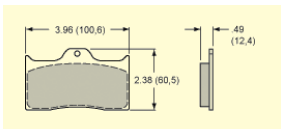
Right side shown.

ROTOR		
PART #	THICKNESS	PRICE
120-6818	.38"	\$131.20
120-6816	.81"	\$131.20

DYNALITE II 4 PISTON PADS STYLE 7112

For use with cotter pin style calipers, part numbers 120-6818 and 120-6816.

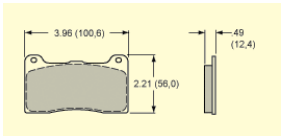
PACK OF (4)	DESCRIPTION	PRICE
15E-6096-K	POLYMATRIX "E"	\$67.08
150-8850-K	"SMART PAD" BP-10	\$46.60



DYNAPRO 4 PISTON PADS STYLE 7812

For use with Quick-E-Clip style calipers, part numbers 120-9695 and 120-9693.

PACK OF (4)	DESCRIPTION	PRICE
15E-9837-K	POLYMATRIX "E"	\$67.08
150-9136-K	"SMART PAD" BP-10	\$46.60



BRAKE PADS / CALIPERS

BILLET DYNAPRO

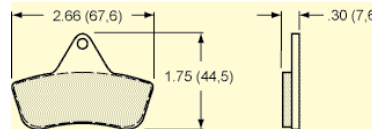
Powerful and compact, 4-piston rigid design produces incredible brake torque at minimum weight under 2.5 lbs., universal with multiple bleeders. May be used on right or left side. Accepts 9" to 15" dia rotors, 5.25" bolt pattern with 1/8" NPT inlet.



ROTOR		
PART #	THICKNESS	PRICE
120-9695	.38"	\$155.22
120-9693	.81"	\$155.22

PS-1

Compact and lightweight (only .93 pounds), this caliper combines the strength of cast aluminum construction with a sleek low profile design. Caliper utilizes two stainless steel deep cup pistons to minimize heat transfer from the .30" thick pad to the brake fluid while employing high temperature square piston seals to control piston retraction. Internal crossover brake fluid passages eliminate the use of external crossover tubes. The PS-1 fits rotors with diameters ranging from 6.00" to 9.00", and thickness sizes from .15" to .20".



PART #	DESCRIPTION	PRICE
120-5453	Right Hand	\$89.20
120-5456	Left Hand	\$89.20
150-4091-K	Sintered Metallic Pads	\$45.72

FRICITION PAD TECHNICAL INFORMATION

Wilwood brake pads are available in a wide variety of compositions to meet the high performance demands of racing disc brake systems. Dimensionally, they are also inter-changeable with other caliper manufacturers such as CNC, JFZ, etc.

PolyMatrix "E"

- Medium friction compound with the highest effective range in the medium temperature pad group.
- Smooth engagement with consistent response from a flat torque curve throughout its entire effective temperature range.
- Best overall wear properties in the medium temperature pad group.
- Beds quickly and provides fast response without excessive abrasion on iron or steel rotors.

"Smart Pad" BP-10

- Medium friction compound with the low noise and low dust of a street performance compound and the increased friction characteristics of a semi-metallic race compound.
- Smooth engagement with consistent response from a flat torque curve throughout its entire effective temperature range.
- Good low to middle temperature wear rates.
- Beds quickly and provides fast response without excessive abrasion on vented iron rotors.
- Medium friction compound with the low noise and low dust of a street performance compound and the increased friction characteristics of a semi-metallic race compound.

Sintered Metallic

- Medium to high friction compound with a steadily increasing torque curve as temperatures rise.
- Good wear and friction properties with high fade resistance for special applications where intermittent high temperature spikes are observed between periods of moderate temperature braking.

Purple "Smart Pad" Aluminum Rotor

- For aluminum rotors, only available for Dynalite Single.

IMPORTANT TECH TIP

PAD BEDDING

Friction pads will offer increased performance, wear longer, create less dust, and reduce rotor wear when properly bedded in.

PAD BEDDING PROCEDURE

Pump brakes at low speed to assure proper operation. On race track or other safe location, make a series of hard stops until some brake fade is experienced. Allow brakes to cool completely, this process will burnish the brake pads, offering maximum performance.

BRAKE ACCESSORIES

CALIPER REPLACEMENT PARTS

We stock all the necessary replacement parts to rebuild Wilwood calipers.



PART #	CALIPER	DETAIL	PRICE
130-0053	(4) ROUND O-RINGS	1.38" DIA.	\$10.76
130-0047	(4) ROUND O-RINGS	1.75" DIA.	\$10.76
130-2658	(4) SQUARE O-RINGS	1.38" DIA.	\$9.39
130-4346	(4) SQUARE O-RINGS	1.62" DIA.	\$9.39
130-2655	(4) SQUARE O-RINGS	1.75" DIA.	\$9.39
180-0054	(10) COTTER PINS	1/8" x 2.5"	\$8.81
180-0055	(10) COTTER PINS	1/8" x 3"	\$8.81
180-0056	(10) COTTER PINS	1/8" x 3.5"	\$8.81
190-3651	(4) CROSS OVER TUBE	FOR DLS	\$16.74
190-3650	(4) CROSS OVER TUBE	FOR DL II (.38" ROTOR WIDTH)	\$18.45
190-3650-A	(4) CROSS OVER TUBE	FOR DL II (.810" ROTOR WIDTH)	\$18.75
180-3862	(4) PAD RETAINER PINS	.134" x 2.4"	\$11.66
200-7518	STAINLESS PISTON	1.38" DIA. DL II	\$12.54
200-7528	STAINLESS PISTON	1.75" DIA. DL II	\$12.54
220-0627	(4) BLEEDER SCREWS	-	\$10.64

HI-TEMP BRAKE FLUID

Specially formulated Wilwood brake fluid lubricates and cleans internal brake components. 570 degree dry boiling point exceeds DOT 3 and DOT 4 requirements by over 100 degrees.



PART #	QUANTITY	PRICE
290-0632	(1) 12 OZ. BOTTLE	\$10.08
290-2210	(6) 12 OZ. BOTTLES	\$50.33




RESIDUAL PRESSURE VALVES

Anodized aluminum valve holds pressure on your brake system, enough to maintain a firm pedal without brake drag.



PART #	LBS. OF PRESSURE	APPLICATION	PRICE
260-1874*	2	DISCS	\$18.84
260-1876*	10	DRUMS	\$18.84
870-2**	2	DISCS	\$23.20
870-4**	4	DISCS	\$23.20
870-10**	10	DRUMS	\$23.20

* 1/8" NPT Female - 1/8" NPT Female.
** 1/8" NPT Female - 1/8" NPT Male.



BRAKE GAUGE

0-1500 PSI easy-read gauge allows you to quickly read line pressure for accurate master cylinder and brake bias set up.



Also see our Auto Meter section for dash mount style.




PART #	DESCRIPTION	PRICE
260-0966	BRAKE GAUGE	\$71.39

ADJUSTABLE PROPORTIONING VALVE

Fast and effective method to positively adjust front and rear brakes. Specifically designed to correct braking imbalance. Ideal for disc and drum brakes. Features 1/8" NPT ports with 3/8-24 IF fittings.



PART #	TYPE	PRICE
260-8419	KNOB	\$44.04
260-8420	LEVER	\$83.95





BRAKE LINE ACCESSORIES



884



894



891



892



896



888



889-F



898



890



878-2

For more brake fittings and plumbing see pages 98-101

PART #	BRAKE LINE ADAPTER	FEMALE TO MALE	PRICE
884	90°	10MM X 1.0 BUBBLE TO 1/8" NPT	\$6.24
894	STRAIGHT	3/8-24 IF FEMALE TO 10MM X 1.0 BUBBLE	\$4.16
891	STRAIGHT	3/8-24 IF FEMALE TO 1/8" NPT	\$3.60
892	90°	3/8-24 IF FEMALE TO 1/8" NPT	\$4.16
896	STRAIGHT	10MM X 1.0 BUBBLE TO 1/8" NPT	\$4.80

PART #	BRAKE LIGHT SWITCH	MALE	PRICE
888	SWITCH	1/8" NPT	\$7.68

PART #	TEE	DETAIL	PRICE
889-F	BRAKE LIGHT SWITCH	SIDE-1/8" NPT FEMALE RUN-3/16" FEMALE	\$5.92

PART #	COUPLER	FEMALE TO FEMALE	PRICE
898	STRAIGHT	3/8-24 IF FEMALE TO 10MM X 1.0 BUBBLE	\$6.00
890	STRAIGHT	3/8-24 IF FEMALE TO 3/8-24 IF FEMALE	\$3.60

PART #	DESCRIPTION	DETAIL	PRICE
878-2	ALUMINUM MANIFOLD	1/8" NPT FEMALE	\$13.60

LAUNCH CONTROL

Allows independent brake release front or rear, through the touch of a button. Includes solenoid valve, release button, and inline fuse. Features 1/8" NPT ports.



PART #	DESCRIPTION	PRICE
861700	LAUNCH CONTROL	\$99.95

PARK LOCK

Inline hydraulic lock. Push down brake pedal, depress park lock, and line pressure is held. To release push on brake pedal again. Features 1/8" NPT ports.




PART #	DESCRIPTION	PRICE
875	PARK LOCK	\$37.88

BRAKE KITS

FRONT MEDIUM DUTY DRAG RACE KIT

Designed for cars up to 2800 lbs, these kits combine the new generation Forged Dynalite calipers with an innovative design, steel alloy rotor, and an aluminum intermediate rotor plate. This configuration generates big stopping power with minimum weight and maximum reliability against heat distortion. Four wheel disc brakes will provide the ultimate performance. Each hub is drilled for 5 x 4-1/2" and 5 x 4-3/4" bolt pattern. Set of ten 1/2"-20NF Grade 8 studs included.



Shown with optional drilled rotor.



FRONT HEAVY DUTY PRO SERIES BRAKE KIT

Wilwood's unmatched performance is combined with classic, high tech styling in the ultimate kit for street rods, muscle cars, hot rods, and heavy weight drag cars. These systems stop hard, withstand severe heat, and can save as much as 35 lbs of unsprung and rotating weight over OEM components. Polished caliper kits are also available to catch the eye and win the favor of the most discriminating enthusiasts. Each hub is drilled for 5 x 4-1/2" and 5 x 4-3/4" bolt pattern. Set of ten 1/2"-20NF Grade 8 studs included.



Shown with optional polished caliper.

MAKE	YEAR	DISC/DRUM	MEDIUM PART #	MEDIUM NOTES	MEDIUM PRICE	HEAVY PART #	HEAVY NOTES	HEAVY PRICE
BUICK								
Apollo	1973-74	Disc/Drum	140-1017		\$643.95	140-2285		\$716.40
Apollo	1975	Disc Br Spndl Only	140-1019	(B)	\$643.95	140-3445	(4)	\$716.40
Buick, GN, Late	1979-87	Disc	140-1033	(B) (D)	\$643.95	140-2508	(4) (8)	\$716.40
Century	1973-77	Disc Br Spndl Only	140-1019	(B)	\$643.95	140-3445	(4)	\$716.40
Century, Late	1979-81	Disc	140-1033	(B) (D)	\$643.95	140-2508	(4) (8)	\$716.40
Regal	1973-77	Disc Br Spndl Only	140-1019	(B)	\$643.95	140-3445	(4)	\$716.40
Regal, Late	1979-87	Disc	140-1033	(B) (D)	\$643.95	140-2508	(4) (8)	\$716.40
Skylark	1975-79	Disc Br Spndl Only	140-1019	(B)	\$643.95	140-3445	(4)	\$716.40
Special	1967-72	Disc				140-2285		\$716.40
Special	1973-74	Disc				140-3445	(4)	\$716.40
CHEVROLET								
Blazer, 4x2, 100.5" Wheel Base	1983-90	Disc	140-1033	(B)	\$643.95	140-2508	(4)	\$716.40
Belair	1955-57	Drum				140-3425	(6)	\$716.40
Belair / Biscayne	1959-64	Drum				140-5329	(6) (7)	\$716.40
Camaro	1967-69	Disc/Drum	140-1017		\$643.95	140-2285		\$716.40
Camaro	1982-87	Disc	140-1035	(B)	\$643.95	140-2992	(4)	\$716.40
Camaro	1970-78	Disc Br Spndl Only	140-1019	(B)	\$643.95	140-3445	(4)	\$716.40
Camaro, Single Piston Caliper Only	1988-92	Drum	140-1035	(B)	\$643.95	140-2992	(4)	\$716.40
Caprice	1977-78	Disc Br Spndl Only	140-1019	(B)	\$643.95	140-3445	(4)	\$716.40
Chevelle	1967-72	Disc/Drum	140-1017		\$643.95	140-2285		\$716.40
Chevelle	1973-77	Disc Br Spndl Only	140-1019	(B)	\$643.95	140-3445	(4)	\$716.40
Chevelle, Modified	1964-66	Drum	140-1017	(F)	\$643.95	140-2285	(1)	\$716.40
Chevrolet, Full Size	1977-78	Disc Br Spndl Only	140-1019	(B)	\$643.95	140-3445	(4)	\$716.40
Chevy II /Nova	1967-74	Disc/Drum	140-1017		\$643.95	140-2285		\$716.40
Chevy S10	1982-90	Disc	140-1033	(B)	\$643.95	140-2508	(4)	\$716.40
Chevy II, Modified	1964-66	Drum	140-1017	(F)	\$643.95	140-2285	(1)	\$716.40
Corvette	1963-64	Drum	140-5329				(6) (7)	\$716.40
El Camino	1967-72	Drum	140-1017		\$643.95	140-2285		\$716.40
El Camino	1973-77	Disc Br Spndl Only	140-1019	(B)	\$643.95	140-3445	(4)	\$716.40
El Camino, Modified	1964-66	Drum	140-1017	(F)	\$643.95	140-2285	(1)	\$716.40
El Camino, Late	1979-87	Disc	140-1033	(B) (D)	\$643.95	140-2508	(4) (8)	\$716.40
Impala	1959-64	Drum				140-5329	(6) (7)	\$716.40
Impala, w/11" Rotor	1977-78	Disc Br Spndl Only	140-1019	(A) (B)	\$643.95	140-3445	(3) (4)	\$716.40
Malibu	1973-77	Disc Br Spndl Only	140-1019	(B)	\$643.95	140-3445	(4)	\$716.40
Malibu, Late	1979-87	Disc	140-1033	(B) (D)	\$643.95	140-2508	(4) (8)	\$716.40
Monte Carlo	1970-72	Disc/Drum	140-1017		\$643.95	140-2285		\$716.40
Monte Carlo	1973-77	Disc Br Spndl Only	140-1019	(B)	\$643.95	140-3445	(8)	\$716.40
Monte Carlo, Late	1979-88	Disc	140-1033	(B) (D)	\$643.95	140-2508	(4) (8)	\$716.40
Nova	1975-78	Disc Br Spndl Only	140-1019	(B)	\$643.95	140-3445	(4) (8)	\$716.40
DODGE								
Challenger	1970-72	Drum	140-2711		\$643.95	140-2721		\$716.40
Challenger	1970-72	Disc				140-2726		\$716.40
Challenger	1973-74	Disc				140-2729	(9)	\$716.40
Charger	1966-72	Drum	140-2711		\$643.95	140-2721		\$716.40
Charger	1970-72	Disc				140-2726	(9)	\$716.40
Coronet	1965-72	Drum	140-2711		\$643.95	140-2721		\$716.40

Most kits available with polished or black anodized calipers.

(1) Mid 1965 and earlier models require spindle modifications.

(2) Caliper brackets not included.

(3) Disc spindles with 11" rotor only.

(4) Factory caliper mounting ears and backing plate bolt holes must be modified.

(5) Backing plate mount holes must be redrilled and tapped on disc brake spindles.

(6) Front track width becomes approximately 1" wider per side. 15" disc brake offset wheels required.

(7) Standard brakes only, no Z-11 or HD.

(8) Late spindle uses a torque nut to retain hub and bearing.

(9) Spindle must be modified.

(10) With O.A.I. drum spindle.

BRAKE KITS

MAKE	YEAR	DISC/DRUM	MEDIUM PART#	MEDIUM NOTES	MEDIUM PRICE	HEAVY PART #	HEAVY NOTES	HEAVY PRICE
DODGE								
Coronet	1970-72	Disc				140-2726		\$716.40
Dart	1963-72	9" Drum				140-2722		\$716.40
Dart	1965-72	10" Drum	140-2713		\$643.95	140-2723		\$716.40
Dart	1973-74	Disc				140-2729	(9)	\$716.40
Dodge Pass, except 880 series	1962-64	Drum	140-2711		\$643.95	140-2721		\$716.40
Lancer	1961-62	9" Drum				140-2722		\$716.40
R/T	1967-70	Drum	140-2711		\$643.95	140-2721		\$716.40
R/T	1970	Disc				140-2726		\$716.40
FORD								
Early Ford Passenger, Car Spindle	1937-48		140-1501		\$643.95	140-2260		\$716.40
Fairlane	1966-69	Drum	140-4307		\$643.95	140-4304		\$716.40
Fairlane	1966-69	Disc	140-4307	(C)	\$643.95	140-4304	(5)	\$716.40
Falcon	1965-69	Disc/Drum	140-4307	(C)	\$643.95	140-4304	(5)	\$716.40
Mustang, SVO	1984-86	Disc	140-4503	(B)	\$643.95			
Mustang, V8	1987-93		140-4503	(B)	\$643.95			
Mustang II	1974-78	Disc	140-1013		\$643.95			
Mustang V8 Spindle	1965-69	Disc/Drum	140-4307	(C)	\$643.95	140-4304	(5)	\$716.40
Mustang Shelby, GT350,GT500	1970	Disc	140-4307	(C)	\$643.95	140-4304	(5)	\$716.40
Pinto	1971-80	Disc/Drum	140-1013		\$643.95	140-2129		\$716.40
Ranchero	1967-69	Disc/Drum	140-4307	(C)	\$643.95	140-4304	(5)	\$716.40
Thunderbird, Turbo Coupe	1987-88	Disc	140-4503	(B)	\$643.95			
GMC								
GMC Sprint	1971-72	Disc/Drum	140-1017		\$643.95	140-2285		\$716.40
GMC Sprint	1979-87	Disc	140-1033	(B)	\$643.95	140-2508	(4)	\$716.40
GMC Sprint	1973-77	Disc Br Spndl Only	140-1019	(B)	\$643.95	140-3445	(4)	\$716.40
Jimmy, 4x2, 100.5" Wheel Base	1983-90	Disc	140-1033	(B)	\$643.95	140-2508	(4)	\$716.40
S15, 4x2	1982-90	Disc	140-1033	(B)	\$643.95	140-2508	(4)	\$716.40
MERCURY								
Bobcat	1975-80	Disc	140-1013		\$643.95	140-2129		\$716.40
Comet	1965-69	Disc/Drum	140-4307	(C)	\$643.95	140-4304	(5)	\$716.40
Cougar	1967-69	Disc/Drum	140-4307	(C)	\$643.95	140-4304	(5)	\$716.40
OLDSMOBILE								
Cutlass	1973-77	Disc Br Spndl Only	140-1019	(B)	\$643.95	140-3445	(4)	\$716.40
Cutlass, Late, Rear Wheel Drive	1979-88		140-1033	(B)	\$643.95	140-2508	(4) (8)	\$716.40
F-85	1967-72	Disc	140-1017		\$643.95	140-2285		\$716.40
F-85	1970-72	Drum	140-1017	(G)	\$643.95	140-2285	(10)	\$716.40
F-85	1973-77	Disc	140-1019	(B)	\$643.95	140-3445	(4)	\$716.40
Oldsmobile w/11" Rotor	1977-78	Disc Br Spndl Only	140-1019	(A) (B)	\$643.95	140-3445	(4)	\$716.40
Omega	1973-74	Disc/Drum	140-1017		\$643.95	140-2285		\$716.40
Omega	1975-78	Disc Br Spndl Only	140-1019	(B)	\$643.95	140-3445	(4)	\$716.40
PLYMOUTH								
Barracuda	1964-69	9" Drum				140-2722		\$716.40
Barracuda	1965-69	10" Drum	140-2713		\$643.95	140-2723		\$716.40
Barracuda	1970-72	Drum	140-2711		\$643.95	140-2721		\$716.40
Barracuda	1970-72	Disc				140-2726		\$716.40
Barracuda	1973-74	Disc				140-2729	(9)	\$716.40
Belvedere	1965-70	Drum	140-2711		\$643.95	140-2721		\$716.40
Belvedere	1970	Disc				140-2726		\$716.40
GTX	1967-71	Drum	140-2711		\$643.95	140-2721		\$716.40
GTX	1970-71	Disc				140-2726		\$716.40
PLYMOUTH								
Road Runner	1962-64	Drum	140-2711		\$643.95	140-2721		\$716.40
Road Runner	1968-72	Drum	140-2711		\$643.95	140-2721		\$716.40
Road Runner	1970-72	Disc				140-2726		\$716.40
Satellite	1965-72	Drum	140-2711		\$643.95	140-2721		\$716.40
Satellite	1970-72	Disc				140-2726		\$716.40
Superbee	1968-70	Drum	140-2711		\$643.95	140-2721		\$716.40
Superbee	1970	Disc				140-2726		\$716.40
Valiant	1960-72	9" Drum				140-2722		\$716.40
Valiant	1965-72	10" Drum	140-2713		\$643.95	140-2723		\$716.40
Valiant	1973-74					140-2729		\$716.40
PONTIAC								
Bonneville	1982-86	Disc	140-1033	(B)	\$643.95	140-2508	(4)	\$716.40
Firebird	1982-87	Disc	140-1035	(B)	\$643.95	140-2992	(4)	\$716.40
Firebird	1970-78	Disc Br Spndl Only	140-1019	(B)	\$643.95	140-3445	(4)	\$716.40
Firebird, Single Piston Caliper Only	1988-92		140-1035	(B)	\$643.95	140-2992	(4)	\$716.40
Grand Prix	1973-77	Disc Br Spndl Only	140-1019	(B)	\$643.95	140-3445	(4)	\$716.40
Grand Prix, Late	1979-87	Disc	140-1033	(B) (D)	\$643.95	140-2508	(4) (8)	\$716.40
Lemans	1973-77	Disc	140-1019	(B)	\$643.95	140-3445	(4)	\$716.40
Lemans, Late	1979-81	Disc Br Spndl Only	140-1033	(B) (D)	\$643.95	140-2508	(4) (8)	\$716.40
Phoenix	1977-78	Disc Br Spndl Only	140-1019	(B)	\$643.95	140-3445	(4)	\$716.40
Pontiac Full Size, w/11" Rotor	1977-78	Disc Br Spndl Only	140-1019	(A) (B)	\$643.95	140-3445	(3) (4)	\$716.40
Tempest	1973-77	Disc	140-1019	(B)	\$643.95	140-3445	(4)	\$716.40
Ventura II	1971-74	Disc/Drum	140-1017		\$643.95	140-2285		\$716.40
Ventura II	1975-77	Disc Br Spndl Only	140-1019	(B)	\$643.95	140-3445	(4)	\$716.40

Front Medium Duty Drag Race Kit Notes

Most kits available with polished or black anodized
(A) Disc spindles with 11" rotor only.

(B) Factory caliper mounting ears and backing plate bolt holes must be modified.

(C) Backing plate mount holes must be rechilled and tapped on disc brake spindles.

(D) Late spindle uses a torque nut to retain hub and bearing.

(E) Spindle must be modified.

(F) Mid 1965 and earlier require spindle modifications.

(G) With O.A.I. drum spindle.

REAR AXLE KITS

DYNALITE REAR AXLE KIT

This kit uses one Forged Dynalite caliper per wheel and is designed for cars with four wheel brakes. For dragsters or other cars that rely on rear brakes only, a dual caliper kit is recommended. All kits are for .500" wheel studs, unless otherwise noted, and feature three 5-bolt patterns 4 1/2", 4 3/4", and 5" bolt circle.



PART #	DESCRIPTION	DETAIL	OFFSET	PRICE
140-0263*	12 BOLT CHEVY	STOCK "C" CLIP ONLY	2.91"	\$511.30
140-4545*	12 BOLT CHEVY	FOR "C" CLIP ELIMINATOR	2.91"	\$511.30
140-0262	SMALL BEARING FORD	-	2.66"	\$511.30
140-0261	BIG BEARING FORD	-	2.36"	\$511.30
140-3623	BIG BEARING FORD	-	2.50"	\$511.30
140-2119	BIG BEARING FORD	NEW STYLE	2.50"	\$511.30
140-0265	LAMB/MARK WILLIAMS	-	2.81"	\$511.30
140-5348	LAMB/MARK WILLIAMS	FOR .690" STUDS	2.81"	\$511.30
140-0260	8-3/4" MOPAR/DANA 60	GREEN BEARING	2.36"	\$511.30
140-5255	8-3/4" MOPAR/DANA 60	GREEN BEARING SNAP RING	2.36"	\$511.30
140-0264	OLDSMOBILE/PONTIAC	-	2.91"	\$511.30
140-5349	OLDSMOBILE/PONTIAC	FOR .690" STUDS	2.91"	\$511.30

* Kits fit the small bearing 12 bolt housings used in Camaros, Chevelles, and Novas. It will also fit some 10 bolt housings, and rear axles used in other GM cars. This kit will not fit the large bearing housings used in full size GM cars and light trucks.

KITS INCLUDE: Calipers, brake pads, rotors, hats, brackets, and all mounting hardware.

Shown with optional drilled rotors. Add "D" to end of kit part number for this option. Additional cost is **\$21.00/ set**.

REPLACEMENT REAR ROTOR

We stock all the replacement parts to keep your Wilwood brake system stopping. Replacement rear rotors are 11.44" dia. x .35" thick.

160-0201

PART #	REAR ROTOR	QTY. PER PACK	ROTOR BOLT PATTERN	PRICE
160-0201	SOLID	1	(8)5/16" HOLES ON 7" BC	\$83.95
160-1601	DRILLED	1	(8)5/16" HOLES ON 7" BC	\$105.82



160-1601

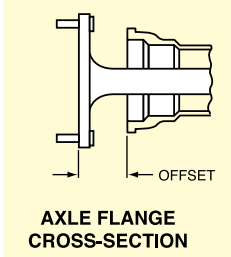
TECH TIP

Custom built or narrowed rears may use axle bearings and housing flange bolt patterns different from the original equipment. Consult the rear housing flange chart (next page) to identify the correct housing flange and measure the axle flange offset accurately. **Brake kit orders must be based on housing flange and axle flange offset, not the make of the rear end center section.**

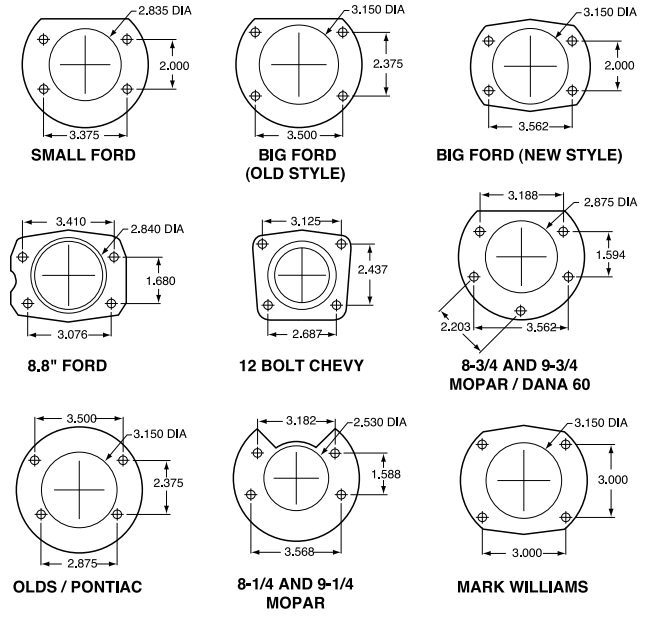
HOUSING FLANGE IDENTIFICATION CHART

IT IS IMPORTANT TO PROPERLY IDENTIFY THE CORRECT REAR AXLE BRAKE KIT FOR EACH SPECIFIC APPLICATION

To order the correct Wilwood Rear Axle Brake kit for each application, refer to the chart to the right to determine the exact housing flange and axle flange-to-housing flange dimensions. Check the following measurements on the rear end assembly: outside bearing diameter, housing flange, stud pattern, bolt circle on axle flange, and dimension from face of axle to face of housing flange (see Axle Flange Cross Section diagram in the margin to the right). These measurements are critical to ensure proper alignment of the rotor to the caliper and should match the offset dimension shown in the specific kit's application chart. Custom built or narrowed rears may use axle bearings and housing flange bolt patterns different from the original equipment. Consult the rear housing flange chart on this page to identify the correct housing flange and measure the axle flange offset accurately. Brake kit orders must be based on housing flange and axle flange offset, not the make of rear end center section. It is critical to correctly measure the dimension from the face of the axle to the face of the housing flange. Match this measurement to the offset dimension on the application chart to find the correct kit for your vehicle.



COMMON AXLE HOUSING ENDS



CALIPER MOUNT BRACKETS

Replacement caliper mount brackets for rear drag kits. Sold in pairs.



PART #	FOR KIT	PRICE
249-3891/92	140-3259-B	\$73.47
249-0252-LR	140-0263-B	\$73.47
249-4541/42	140-4545-B	\$73.47
249-0251-LR	140-0262-B	\$73.47
249-0250-LR	140-0261-B	\$73.47
249-2120/21	140-2119-B	\$73.47
249-0992-LR	140-0265-B	\$73.47
249-3981/82	140-0260-B	\$73.47
249-5253/54	140-5255-B	\$73.47
249-0254/55	140-0264-B	\$73.47

PART #	DESCRIPTION	PRICE
230-0204	CALIPER BOLT KIT (4)	\$10.44

DRILLED ROTOR HAT

4-1/2", 4-3/4" & 5" bolt circles with 1/2" holes.



PART #	OFFSET	QTY. PER PACK	ROTOR BOLT PATTERN	PRICE
170-0764	1.41"	1	(8) 5/16-18 NC HOLES ON 7" BC	\$83.95
170-0317	1.59"	1	(8) 5/16-18 NC HOLES ON 7" BC	\$83.95
170-0259	1.71"	1	(8) 5/16-18 NC HOLES ON 7" BC	\$83.95
170-0208	1.96"	1	(8) 5/16-18 NC HOLES ON 7" BC	\$83.95

WHEEL STUD

Compatible with front and rear disc brake kits. 1/2"-20 x 3" long.



PART #	DESCRIPTION	QTY. PER PACK	PRICE
230-0921	WHEEL STUD	1	\$5.19



BLANK ROTOR HAT

Undrilled for custom bolt pattern applications.



PART #	OFFSET	QTY. PER PACK	ROTOR BOLT PATTERN	PRICE
171-3755	1.59"	1	(8) 5/16-18 NC HOLES ON 7" BC	\$83.95
171-3754	1.71"	1	(8) 5/16-18 NC HOLES ON 7" BC	\$83.95
171-3753	1.96"	1	(8) 5/16-18 NC HOLES ON 7" BC	\$83.95

REAR AXLE KITS

DUAL DYNALITE REAR AXLE KIT

Dual Dynalite Rear Kit uses two calipers per wheel to provide the extra braking power needed for fast dragsters and other cars that rely mainly on rear brakes for stopping power. If the current single caliper system is plagued with excessive component wear from heat or marginal stopping power, a dual caliper system is the best choice. Dual caliper rear systems will provide confident braking and extended component life from reduced stress and lower operating temperatures at the calipers, brake pads, rotors, and hats. Dual Dynalite systems use the same quality components as the single Dynalite kits and provide unmatched performance with the lowest possible rotating and unsprung weight.



KIT INCLUDES: Four calipers, brake pads, rotors, dual mount brackets, all mounting hardware.

Shown with optional drilled rotors, add "D" to end of kit part number for this option, additional cost is **\$22.32/set.**

PART #	DESCRIPTION	STUDS	OFFSET	PRICE
140-5367	BIG FORD	.500"	2.36"	\$1026.11
140-5366	LAMB/MARK WILLIAMS	.500"	2.81"	\$1026.11
140-5369	LAMB/MARK WILLIAMS	.690"	2.81"	\$1026.11
140-5365	OLDSMOBILE/PONTIAC	.500"	2.91"	\$1026.11
140-5368	OLDSMOBILE/PONTIAC	.690"	2.91"	\$1026.11

INSTALLATION NOTE: Dual caliper kits require more master cylinder volume than single caliper kits to work properly




Wilwood Dual Caliper kits are now supplied with special dynamic mount aluminum hats.

REAR HEAVY DUTY PRO SERIES BRAKE KIT

Pro Series rear brake kits provide absolute braking performance for a wide variety of performance street, custom show, and competition cars. These kits combine the powerful clamping force of the new generation 4 piston Forged Dynalite calipers with the added performance and cooling capacity of competition style vented iron alloy rotors. Kits are available with or without parking brakes and anodized or fully polished for the ultimate finish to your wheel and suspension detail.



Shown with optional polished caliper.



Shown with parking brake and polished caliper option.

KITS INCLUDE: Calipers, brake pads, vented rotors, hats, and mounting hardware.



DESCRIPTION	DETAIL	OFFSET	PART #	PRICE
12 BOLT CHEVY	STOCK "C" CLIP ONLY	2.91"	140-2112*	\$585.47
12 BOLT CHEVY	FOR "C" CLIP ELIMINATOR	2.91"	140-5236*	\$585.47
SMALL BEARING FORD	-	2.66"	140-2113	\$585.47
BIG BEARING FORD	-	2.36"	140-2115	\$585.47
BIG BEARING FORD	-	2.54"	140-2114	\$585.47
BIG BEARING FORD	NEW STYLE	2.50"	140-2118	\$585.47
MOPAR/DANA 60	GREEN BEARING ONLY	2.72"	140-2116	\$585.47
MOPAR/DANA 60	GREEN BEARING ONLY	2.36"	140-2117	\$585.47
MOPAR/DANA 60	GREEN BEARING SNAP RING	2.36"	140-5591	\$585.47
REAR 8.8 MUSTANG	4 LUG	2.50"	140-2783	\$585.47
REAR 8.8 MUSTANG	5 LUG	2.50"	140-3018	\$585.47
OLDSMOBILE/PONTIAC	-	2.91"	140-2111	\$585.47

* Kit fits the small bearing 12 bolt housings used in Camaros, Chevelles, and Novas. It will also fit some 10 bolt housings and rear axles used in other GM cars. This kit will not fit the large bearing housings used in full size GM cars and light trucks

REPLACEMENT ROTOR

12.19" dia. x .81" thick, eight 5/16" holes on 7.62" bolt circle.

PART #	DESCRIPTION	RICE
160-5844	VENTED ROTOR	85.46



BRAKE KITS

DIRECT SPINDLE MOUNT FRONT BRAKE KIT

For funny cars and other lightweight drag cars with direct spindle mount front wheels (Hat has 5 holes on 4-3/4" bolt circle). This kit is designed for cars under 2400 lbs. that are also equipped with rear disc brakes. This system combines confident performance with classic styling in a truly compact, weight saving design. Requires welding of mount tabs on spindle for caliper bracket.

KITS INCLUDE: Caliper with brake pads, hats, and rotor bolt kit.



Add "D" to end of kit part number for drilled rotor option.
Additional cost is **\$21.00/set.**


10" dia. x .25" thick, five 3/8" holes on 5" bolt circle

FRONT SPINDLE APPLICATIONS		
PART #	SPINDLE MOUNT	PRICE
140-3326	ANGLIA, P&S	\$554.70

REPLACEMENT FRONT ROTOR		
PART #	ROTOR	PRICE
160-0867	SOLID	\$83.95
160-1602	DRILLED	\$105.82

DIRECT SPINDLE MOUNT FRONT BRAKE KIT

Designed for door cars, roadster, and other cars under 2400 lbs. with four wheel disc brakes. Each kit is complete, as listed for its application, saving up to 50 lbs. off the front end. Each hub is drilled for 5 x 4-1/2" and 5 x 4-3/4" bolt pattern. Set of ten 1/2"-20NF Grade 8 studs included. **KITS INCLUDE:** Calipers, brake pads, hubs with studs, mounting brackets, and mounting hardware.



10" dia x .32" thick, five 3/8" holes on 3.88" circle.

REPLACEMENT FRONT ROTOR		
PART #	ROTOR	PRICE
160-2181	SOLID	\$83.95
160-2182	DRILLED	\$105.82

MAKE	YEAR	FRONT SPINDLE APPLICATIONS		PRICE
		DISC/DRUM	PART #	
BUICK				
APOLLO	1973-74	DISC/DRUM	140-1016	\$604.58
CHEVROLET				
CAMARO	1967-69	DISC/DRUM	140-1016	\$604.58
CHEVELLE	1967-72	DISC/DRUM	140-1016	\$604.58
CHEVELLE, MODIFIED	1964-66	DRUM	140-1016*	\$604.58
CHEVY II/NOVA	1967-74	DISC/DRUM	140-1016	\$604.58
CHEVY II, MODIFIED	1964-66	DRUM	140-1016*	\$604.58
EL CAMINO	1967-72	DISC/DRUM	140-1016	\$604.58
EL CAMINO, MODIFIED	1964-66	DRUM	140-1016*	\$604.58
MONTE CARLO	1970-72	DISC/DRUM	140-1016	\$604.58
MONZA	1975	DISC/DRUM	140-1038**	\$682.28
VEGA	1971-77	DISC/DRUM	140-1038**	\$682.28
FORD				
MUSTANG II	1974-78	DRUM	140-1012	\$604.58
PINTO	1971-1980	DISC/DRUM	140-1012	\$604.58
GMC				
GMC SPIRIT	1971-72	DISC/DRUM	140-1016	\$604.58
MERCURY				
BOBCAT	1975-80	DRUM	140-1012	\$604.58
OLDSMOBILE				
F-85	1967-72	DISC	140-1016	\$604.58
F-85	1970-72	DRUM	140-1016***	\$604.58
OMEGA	1973-74	DISC/DRUM	140-1016	\$604.58
PONTIAC				
VENTURA II	1971-74	DISC/DRUM	140-1016	\$604.58

* Requires redrilling and tapping top caliper bracket mounting hole.

** Disc spindles require removal of factory caliper mounting ears.

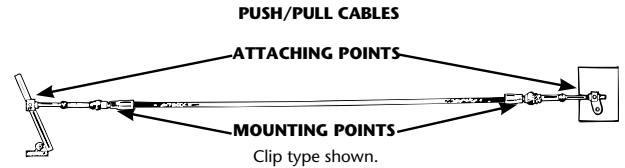
***With O.A.I. drum spindle.

CABLE ACCESSORIES

TeleflexMorse

Positive, smooth operating TeleflexMorse cables are sealed and internally lubricated. These cables are perfect for any cable operated application such as throttle linkages, shifter hookups, fuel shut-offs, and parachute releases.

To determine the proper length for your application, measure the cable length between the attaching points. Be sure to use a flexible rule to snake through the cable route. Order by overall length at attaching points



CLIP TYPE CABLE-STANDARD & SUPREME XTREME

Clip mounted, these cables provide 3" of travel and require the choice of mounting hardware listed below. Available in either standard type (solid wire core) or supreme xtreme type (multi-strand core). The supreme xtreme cable is more flexible and capable of tighter radius bends with less resistance. Both styles feature 10-32 NF threaded rods and the housing measures .343" dia.

OVERALL LENGTH	STANDARD CABLE	PRICE	SUPREME XTREME CABLE	PRICE
2'	-		820-2X	\$34.13
3'	810-3	\$27.66	820-3X	\$35.72
4'	810-4	\$28.21	820-4X	\$37.31
5'	810-5	\$29.12	820-5X	\$38.45
6'	810-6	\$29.58	820-6X	\$39.90
7'	810-7	\$30.26	820-7X	\$41.31
8'	810-8	\$30.94	820-8X	\$42.77
9'	810-9	\$31.85	820-9X	\$44.04
10'	810-10	\$32.31	820-10X	\$45.50
11'	810-11	\$32.76	820-11X	\$46.96
12'	810-12	\$33.40	820-12X	\$48.37
13'	810-13	\$34.03	820-13X	\$49.34
14'	810-14	\$34.76	820-14X	\$50.45
15'	810-15	\$35.40	820-15X	\$51.53
16'	810-16	\$35.49	820-16X	\$52.57
17'	810-17	\$35.76	820-17X	\$53.65
18'	810-18	\$36.13	820-18X	\$54.76
19'	810-19	\$36.40	820-19X	\$55.87
20'	810-20	\$37.08	820-20X	\$56.91



THREADED BULKHEAD CABLE

These cables feature 7/16"-20 threaded mounting bulkhead on both ends and provide 2" of travel. This is a multi-strand supreme cable, capable of tight radius bends with minimal resistance. Each end has 10-32 NF threaded rods, the housing measures .343" dia.



OVERALL LENGTH	PART #	PRICE
3'	820-3-BX	\$51.53
4'	820-4-BX	\$53.89
5'	820-5-BX	\$56.25
6'	820-6-BX	\$58.57
7'	820-7-BX	\$60.93
8'	820-8-BX	\$63.29
9'	820-9-BX	\$65.62
10'	820-10-BX	\$68.05
11'	820-11-BX	\$70.37
12'	820-12-BX	\$72.73

CABLE ACCESSORIES

These cable accessories may be used for clip type or bulkhead cables

THREADED CABLE EXTENSION

Perfect for in-between lengths, 10-32 NF threaded rod may be cut if needed.

LENGTH	PART #	PRICE
4"	849-4	\$5.60
8"	849-8	\$7.36
12"	849-12	\$8.00



PIVOT END (THREADED)

10-32 threaded, 1/4" dia. pin with .190" grip.

PART #	DESCRIPTION	PRICE
C73-382	THREADED	\$9.75



PIVOT END (THRU HOLE)

3/32 dia. hole, 1/4" dia. pin with .250" grip. Ideal for wire-style connections.

PART #	DESCRIPTION	PRICE
C73-395	THRU HOLE	\$12.75



ROD END

10-32 female x 3/16" hole.



PART #	DESCRIPTION	PRICE
CW3	ROD END	\$4.88



CLEVIS END

10-32 female 3/16" slot and 3/16" dia. pin

PART #	DESCRIPTION	PRICE
845	CLEVIS END	\$7.42



SOLID ROD END

10-32 female x 3/16" dia. hole. May be drilled larger if needed.



PART #	DESCRIPTION	PRICE
C73-380	SOLID ROD END	\$5.80



BALL JOINT END

Quick release, 10-32 female x 10-32 stud.

PART #	DESCRIPTION	PRICE
842	BALL JOINT END	\$7.87



CABLE BOOTS

Fits both clip or bulkhead cables. Includes 2 small and 2 large boots.



PART #	DESCRIPTION	PRICE
C73-370	CABLE BOOTS	\$5.95

CLIP TYPE HOLD DOWNS

SINGLE QUICK DISCONNECT



PART #	DESCRIPTION	PRICE
846	SINGLE QUICK DISCONNECT	\$9.33

DUAL QUICK DISCONNECT




PART #	DESCRIPTION	PRICE
846-D	DUAL QUICK DISCONNECT	\$18.81

SADDLE MOUNT WITH SHIM




PART #	DESCRIPTION	PRICE
847	SADDLE MOUNT W/ SHIM	\$7.36

HALF CLAMP



PART #	DESCRIPTION	PRICE
C73-375	HALF CLAMP	\$7.84

FULL CLAMP



PART #	DESCRIPTION	PRICE
C73-376	FULL CLAMP	\$11.63

TECH TIP

For the best efficiency and longest operating life, it is recommended to install the cable so the heaviest load is in a "pull" application.

CHUTE/SHUT OFF LEVER

Universal aluminum lever measures 5" long by 3/16" thick with 3/16" diameter holes.



C42-510

PART #	DESCRIPTION	PRICE
C42-510	CHUTE/SHUT OFF LEVER	\$12.95



KNOBS

PART #	KNOB	MATERIAL	COLOR	FEMALE	WIDTH	PRICE
C73-384	ROUND	PLASTIC	BLACK	10-32 NF	1-3/8" DIA.	\$7.45
C73-386	T	PLASTIC	BLACK	10-32 NF	2-3/8"	\$7.45
C73-390	T	PLASTIC	RED	1/4-20 NC	2-3/8"	\$7.45



PART #	KNOB	MATERIAL	COLOR	FEMALE	PRICE
C73-400	T	ALUMINUM	BLACK	10-32 NF	\$17.95
C73-405	T	ALUMINUM	BLACK	1/4-20 NC	\$17.95
C73-410	EZ GRIP	ALUMINUM	BLACK	10-32 NF	\$24.95
C73-415	EZ GRIP	ALUMINUM	BLACK	1/4-20 NC	\$24.95



C73-410 / C73-415



C73-400 / C73-405

DRAG CHUTE CABLE KIT

Kit simplifies installation of cable release system for a parachute. Includes standard 15 foot solid wire core, clip type cable with exposed .075" wire on one end (may be cut to desired length), CNC machined aluminum lever, clevis end, cable mounting hardware, and weld-on tabs. The threaded rod is 10-32 NF and the housing measures .343" diameter.



C42-509

PART #	DESCRIPTION	PRICE
C42-509	CHUTE CABLE KIT	\$66.95
C42-510	LEVER ONLY	\$12.45
815-15	15' CABLE ONLY	\$36.40



TEE HANDLE CABLE PACKAGE

Bulkhead mount on one end (3/8"-24 NF) with 1/4-20 NC black tee knob and exposed .075" solid wire on the other end. Used for universal hook up. The 20-ft. long cable can be cut to desired length. The housing measures .270" dia., choose one of the optional screw on housing ends for either clip type or bulkhead mounting.



805-20B

PART #	PACKAGE	PRICE
805-20B	20' CABLE	\$58.24



Shown with optional screw on ends.



TEE HANDLE CABLE ACCESSORIES			
PART #	DESCRIPTION	DETAIL	PRICE
C73-393	CLIP TYPE	SCREW ON END	\$21.06
C73-394	BULKHEAD	SCREW ON END	\$26.70
C73-390	RED T-KNOB	1/4"-20 NC THREAD 3/32" DIA. HOLE	\$7.45
C73-395	PIVOT END - THRU HOLE	1/4" DIA. PIN WITH .250" GRIP	\$12.75



EXHAUST / INTAKE

U-BEND

These mandrel bent mild steel and 304 stainless steel pieces make fabrication of your own custom header or intake system a simple task. Features 6" straight legs.



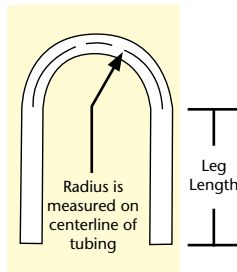
DONUT

Perfect for custom exhaust systems or intake manifold fabrication where tight bends are required. May be cut to accommodate any degree of bend necessary. The inner seam requires finish welding after cutting.



EXAMPLE
Ideal for super-tight areas.

MILD STEEL				
PART #	O.D.	RADIUS	THICKNESS	PRICE
C76-498	1-1/4"	2-1/2"	18 GAUGE	\$12.95
C76-500	1-3/8"	2-1/2"	16 GAUGE	\$12.95
C76-502	1-1/2"	2-1/2"	16 GAUGE	\$14.95
C76-504	1-5/8"	2-1/2"	16 GAUGE	\$14.95
C76-506	1-5/8"	3"	16 GAUGE	\$14.95
C76-508	1-3/4"	2-1/2"	16 GAUGE	\$14.95
C76-510	1-7/8"	3"	18 GAUGE	\$15.95
C76-512	2"	3"	16 GAUGE	\$17.95
C76-513	2-1/8"	3"	16 GAUGE	\$19.95
C76-514	2-1/4"	4"	16 GAUGE	\$20.95
C76-516	2-1/4"	4-1/2"	16 GAUGE	\$20.95
C76-518	2-1/2"	4"	16 GAUGE	\$24.95
C76-520	3"	6"	16 GAUGE	\$32.95



304 STAINLESS STEEL				
PART #	O.D.	RADIUS	THICKNESS	PRICE
C76-500-SS	1-3/8"	2-1/2"	16 GAUGE	\$32.95
C76-502-SS	1-1/2"	2-1/2"	16 GAUGE	\$32.95
C76-504-SS	1-5/8"	2-1/2"	16 GAUGE	\$37.95
C76-508-SS	1-3/4"	2-1/2"	16 GAUGE	\$38.95
C76-512-SS	2"	3"	16 GAUGE	\$38.95
C76-514-SS	2-1/4"	4"	16 GAUGE	\$49.95
C76-518-SS	2-1/2"	4"	16 GAUGE	\$54.95
C76-520-SS	3"	6"	16 GAUGE	\$98.95

MILD STEEL				
PART #	O.D.	RADIUS	THICKNESS	PRICE
C76-560	1-1/2"	1-1/2"	16 GAUGE	\$38.75
C76-561	1-5/8"	1-5/8"	16 GAUGE	\$40.25
C76-562	1-3/4"	1-3/4"	16 GAUGE	\$41.25
C76-563	1-7/8"	1-7/8"	16 GAUGE	\$42.50
C76-564	2"	2"	16 GAUGE	\$43.50
C76-565	2-1/8"	2-1/8"	16 GAUGE	\$46.75
C76-566	2-1/4"	2-1/4"	16 GAUGE	\$48.25
C76-567	2-3/8"	2-3/8"	16 GAUGE	\$49.25
C76-568	2-1/2"	2-1/2"	16 GAUGE	\$50.75
C76-569	3"	3"	16 GAUGE	\$63.25
C76-570	3-1/2"	3-1/2"	16 GAUGE	\$72.75
C76-571	4"	4"	16 GAUGE	\$81.95
C76-572	4-1/2"	4-1/2"	16 GAUGE	\$111.95
C76-573	5"	5"	16 GAUGE	\$152.75

304 STAINLESS STEEL				
PART #	O.D.	RADIUS	THICKNESS	PRICE
C76-560-SS	1-1/2"	1-1/2"	16 GAUGE	\$84.50
C76-561-SS	1-5/8"	1-5/8"	16 GAUGE	\$87.25
C76-562-SS	1-3/4"	1-3/4"	16 GAUGE	\$89.75
C76-563-SS	1-7/8"	1-7/8"	16 GAUGE	\$92.50
C76-564-SS	2"	2"	16 GAUGE	\$95.25
C76-565-SS	2-1/8"	2-1/8"	16 GAUGE	\$101.75
C76-566-SS	2-1/4"	2-1/4"	16 GAUGE	\$114.50
C76-567-SS	2-3/8"	2-3/8"	16 GAUGE	\$122.95
C76-568-SS	2-1/2"	2-1/2"	16 GAUGE	\$157.50
C76-569-SS	3"	3"	16 GAUGE	\$168.25
C76-570-SS	3-1/2"	3-1/2"	16 GAUGE	\$176.25
C76-571-SS	4"	4"	16 GAUGE	\$183.50

TIGHT RADIUS 90° BEND

Super tight radius mandrel bent mild steel 90° bends are ideal for difficult fabrication projects. Features 6" straight legs.



PART #	O.D.	RADIUS	THICKNESS	PRICE
C76-542	2"	2"	16 GAUGE	\$24.95
C76-544	2-1/4"	2-1/4"	16 GAUGE	\$26.95
C76-548	2-1/2"	2-1/2"	16 GAUGE	\$28.95
C76-550	3"	3"	16 GAUGE	\$37.95


6061 ALUMINUM				
PART #	O.D.	RADIUS	THICKNESS	PRICE
C76-562-A	1-3/4"	1-3/4"	16 GAUGE	\$78.50
C76-564-A	2"	2"	16 GAUGE	\$88.25
C76-568-A	2-1/2"	2-1/2"	16 GAUGE	\$97.95
C76-569-A	3"	3"	16 GAUGE	\$121.50

One donut provides many bends - an excellent value!

EXHAUST

COMBO BEND

These mild steel pieces are a combination of a 90° and a 180° bend. Combo has a 6" leg and 16" straight on U-bend with 8" leg on 90° bend.



PART #	O.D.	RADIUS	THICKNESS	PRICE
C76-440	1-3/8"	2-1/2"	16 GAUGE	\$22.45
C76-442	1-1/2"	2-1/2"	16 GAUGE	\$23.45
C76-444	1-5/8"	2-1/2"	16 GAUGE	\$24.95
C76-446	1-3/4"	2-1/2"	16 GAUGE	\$25.95

STRAIGHT EXHAUST

Straight mild steel and 304 stainless steel exhaust tubes for fabrication of your header or intake system. Each set comes with quantity of 2, 30" long pieces.



MILD STEEL			
PART #	OD	THICKNESS	PRICE
C76-580-2	1-1/4"	18 Gauge	\$23.94
C76-582-2	1-3/8"	16 Gauge	\$28.63
C76-584-2	1-1/2"	16 Gauge	\$31.99
C76-586-2	1-5/8"	16 Gauge	\$32.34
C76-588-2	1-3/4"	16 Gauge	\$33.04
C76-590-2	1-7/8"	18 Gauge	\$32.34
C76-592-2	2"	16 Gauge	\$37.94
C76-594-2	2-1/8"	16 Gauge	\$59.99
C76-596-2	2-1/4"	16 Gauge	\$58.80
C76-598-2	2-1/2"	16 Gauge	\$59.50
C76-600-2	3"	16 Gauge	\$77.49

304 STAINLESS			
PART #	OD	THICKNESS	PRICE
C76-582-SS-2	1-3/8"	16 Gauge	\$72.12
C76-584-SS-2	1-1/2"	16 Gauge	\$80.40
C76-586-SS-2	1-5/8"	16 Gauge	\$93.12
C76-588-SS-2	1-3/4"	16 Gauge	\$97.44
C76-592-SS-2	2"	16 Gauge	\$123.84
C76-596-SS-2	2-1/4"	16 Gauge	\$136.62
C76-598-SS-2	2-1/2"	16 Gauge	\$153.42
C76-600-SS-2	3"	16 Gauge	\$176.40

HI-VELOCITY 4 BARREL MANIFOLD

This volumetric efficient smooth radius design outflows cast aluminum manifolds by 10%. High velocity eliminates fuel puddling resulting in a cleaner mixture with improved throttle response. Lightweight sheet aluminum construction features quality tig welding and micro-polishing. Restrictive adapters are not required. Optional defrost tube may have warm water or oil circulated through it to reduce condensation in cool or damp running conditions.



Optional Defrost Tube



PART #	INLET SIZE	CARB FLANGE	VERSION	PRICE
C76-140	2-3/4" OD	4 BARREL	STANDARD	\$231.50
C76-140-D	2-3/4" OD	4 BARREL	DEFROST TUBE	\$264.50
C76-141	2-3/4" OD	DOMINATOR	STANDARD	\$231.50
C76-141-D	2-3/4" OD	DOMINATOR	DEFROST TUBE	\$264.50
C76-142	3" OD	4 BARREL	STANDARD	\$231.50
C76-142-D	3" OD	4 BARREL	DEFROST TUBE	\$264.50
C76-143	3" OD	DOMINATOR	STANDARD	\$231.50
C76-143-D	3" OD	DOMINATOR	DEFROST TUBE	\$264.50
C76-144	4" OD	4 BARREL	STANDARD	\$231.50
C76-144-D	4" OD	4 BARREL	DEFROST TUBE	\$264.50
C76-145	4" OD	DOMINATOR	STANDARD	\$231.50
C76-145-D	4" OD	DOMINATOR	DEFROST TUBE	\$264.50



BLOW OFF VALVE

The 1-5/8" diameter valve, with high volume oval porting, has proven effective in releasing turbo damaging excessive manifold pressure when throttle plate closes. Valve is CNC machined from lightweight billet aluminum and is complete with a positive seal o-ring. Ports are 1/8" NPT



PART #	DESCRIPTION	PRICE
C76-150	BLOW OFF VALVE	\$198.50
C76-158	STEEL WELD-ON FLANGE	\$10.95
C76-159	ALUMWELD-ON FLANGE	\$10.95



DIAL-A-BOOST

Alters wastegate setting without mechanical adjustment of wastegate and allows infinite control of boost pressure. May be mounted in cockpit. The lightweight leak-proof construction is not affected by moisture or dirt. Compatible with most wastegates, adjusts 0-60 pounds.

PART #	DESCRIPTION	PRICE
C76-172	DIAL-A-BOOST	\$32.95
C76-174	REMOTE MOUNT PLATE & NUT	\$10.45



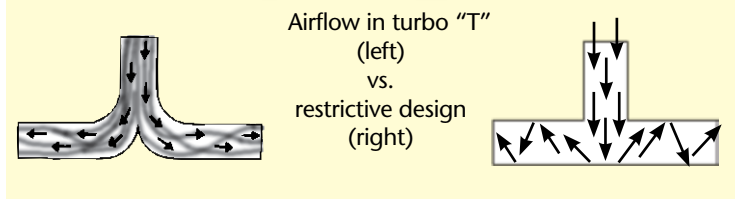
INTAKES / FLANGES

TURBO "T" CENTER SECTION

The smooth radius bends flowing into these "T" center sections result in reduced friction, lower intake temperatures, and higher thermal efficiency.

PART #	INLET SIZE	OUTLET SIZE	PRICE
C36-120	2" DIA.	1-5/8" DIA.	\$82.95
C36-121	2" DIA.	1-3/4" DIA.	\$82.95
C36-122	2" DIA.	2" DIA.	\$82.95
C36-123	2" DIA.	2-1/4" DIA.	\$82.95
C36-125	2-1/4" DIA.	1-5/8" DIA.	\$82.95
C36-126	2-1/4" DIA.	1-3/4" DIA.	\$82.95
C36-127	2-1/4" DIA.	2" DIA.	\$82.95
C36-128	2-1/4" DIA.	2-1/4" DIA.	\$82.95
C36-129	2-1/2" DIA.	2" DIA.	\$82.95
C36-130	2-1/2" DIA.	2-1/4" DIA.	\$82.95

2" fits Airesearch, 2-1/4" fits Rayjay,
2-1/2" fits 60 series Turbos



BLOW PROOF GASKETS

Positive sealing internal compression ring works for both turbo and aspirated applications. The 1.550" I.D. gasket can be reused.



PACK OF (2)	DESCRIPTION	PRICE
C76-438-2	BLOW PROOF GASKETS	\$26.95



TURBO GASKETS

Durable fiber-type gaskets cut to fit both Rayjay and T-04B Airesearch type turbos.



C76-436



C76-435

STEEL FLANGES

These heavy Mild Steel exhaust flanges are extra thick to help prevent warping. Each flange is laser cut for the most accurate fit.



PART #	DESCRIPTION	PRICE
C76-435	TURBO INLET	\$3.15
C76-436	TURBO OUTLET	\$3.15

PART #	APPLICATION	THICKNESS	QTY.	PRICE
C76-390-2	EXHAUST 2-BOLT VW1-1/2" ID	3/8"	2	\$23.00
C76-391-2	EXHAUST 2-BOLT VW1-5/8" ID	3/8"	2	\$23.00
C76-392-2	EXHAUST 2-BOLT VW1-3/4" ID	3/8"	2	\$23.00
C76-430	TURBO INLET 4-BOLT SQUARE	5/16"	1	\$12.65
C76-431	TURBO OUTLET 4-BOLT ROUND	5/16"	1	\$12.65

PLUMBING

FEMALE WELD BUNG


These female weld-in bungs simplify tank fabrication. Choose from NPT or AN style bungs both in aluminum and steel.



ALUM	STEEL	PIPE THREAD	PRICE
C73-669	C73-679	1/16"	\$6.25
C73-670	C73-680	1/8"	\$6.75
C73-671	C73-681	1/4"	\$6.87
C73-672	C73-682	3/8"	\$7.44
C73-673	C73-683	1/2"	\$8.52
C73-674	-	3/4"	\$10.54



ALUM	FEMALE AN BUNG THREAD	PRICE	STEEL	FEMALE AN BUNG THREAD	PRICE
C73-650	#4, 7/16"-20	\$7.27	C73-660	#4, 7/16"-20	\$5.25
C73-651	#6, 9/16"-18	\$7.27	C73-661	#6, 9/16"-18	\$5.50
C73-652	#8, 3/4"-16	\$7.27	C73-662	#8, 3/4"-16	\$6.95
C73-653	#10, 7/8"-14	\$11.38	C73-663	#10, 7/8"-14	\$8.50
C73-654	#12, 1-1/16"-12	\$15.51	C73-664	#12, 1-1/16"-12	\$11.75
C73-655	#16, 1-5/16"-12	\$18.70	C73-665	#16, 1-5/16"-12	\$14.25



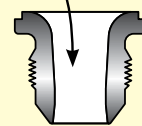
HIGH FLOW MALE AN WELD BUNG

Precision CNC machined and available in your choice of 6061-T6 aluminum or steel, these male bungs feature a contoured inlet for maximum flow. The stepped shoulder provides location in a hole, on a flat surface, in a tank, or on end of tubing while welding.



ALUM	STEEL	SIZE	FLANGE O.D.	FITS TUBE	STEP DIA	O.D.	PRICE
C73-630	C73-640	#4	3/4"	3/4" X .058"	.625"	.75"	\$7.95
C73-631	C73-641	#6	7/8"	7/8" X .058"	.750"	.875"	\$8.95
C73-632	C73-642	#8	1"	1" X .058"	.875"	1"	\$9.95
C73-633	C73-643	#10	1-1/8"	1-1/8" X .058"	1"	1.125"	\$10.95
C73-634	C73-644	#12	1-3/8"	1-3/8" X .058"	1.25"	1.375"	\$11.95
C73-635	C73-645	#16	1-5/8"	1-5/8" X .058"	1.5"	1.675"	\$15.95

Computer Designed Contouring for higher flow rates



PERFORMANCE HOSE



Buy **\$300.00** of Earl's Plumbing
and **SAVE** an additional **10%** off retail

PERFORM-O-FLEX HOSE

Earl's Perform-O-Flex stainless braid-protected synthetic rubber hose is premium quality racing hose depended on by the top racing teams of every professional sanctioning body in the world. The hose is flexible at temperatures ranging from -40° to +300° F. Perform-O-Flex hose is intended for use with Swivel-Seal, Auto-Fit, and Econ-O-Fit ends only.



PART #	SIZE	I.D.	O.D.	MAX. OPERATING PRESSURE	PRICE PER FOOT
400040	4	7/32"	7/16"	1500 PSI	\$7.09
400060	6	11/32"	35/64"	1500 PSI	\$8.41
400080	8	7/16"	41/64"	1500 PSI	\$9.67
400100	10	9/16"	51/64"	1250 PSI	\$10.89
400120	12	11/16"	15/16"	1000 PSI	\$11.74
400160	16	7/8"	1-5/32"	750 PSI	\$15.07
400200	20	1-1/8"	1-7/16"	500 PSI	\$20.97
400240	24	1-3/8"	1-45/64"	250 PSI	\$23.47



HOSE SPRING INSERT

Inserts into Perform-O-Flex hose to prevent collapsing of hose under vacuum. Ideal for pick-up lines for dry sumps, oil pickups, and injection systems. Sold in 4' lengths.

PART #	SIZE	PRICE PER LENGTH
770410	10	\$8.33
770412	12	\$8.33



FLAME GUARD INSULATION

Provides insulation of hoses or cables from heat sources. This red non-asbestos sleeve has an operating temperature of -65° to +500° F, with splashes to 2000°F. Sold by the foot.

PART #	I.D.	FITS HOSE	PRICE PER FOOT
730006	3/8"	-3 & -4 SPEED-FLEX	\$6.57
730008	1/2"	-4 PERFORM-O-FLEX	\$7.70
730010	3/4"	-6 & -8 PERFORM-O-FLEX	\$9.88
730012	1"	-10 & -12 PERFORM-O-FLEX	\$13.64
730014	1-1/4"	-16 PERFORM-O-FLEX	\$15.89
730016	1-1/2"	-18 & -20 PERFORM-O-FLEX	\$16.76



ECON-O-FIT HOSE END

The appearance of the Econ-O-Fit hose end dresses up any installation. The specially designed interior grooving prevents the hose from "hanging up" on the clamp and assures proper placement of the worm gear type clamp. The Econ-O-Fit hose ends are quality machined from aluminum alloy and anodized red for durability. To be used with Perform-O-Flex hose.



PART #	SIZE	I.D.	PRICE
900104	4	1/2"	\$5.11
900106	6	5/8"	\$5.11
900108	8	11/16"	\$5.45
900110	10	13/16"	\$6.37
900112	12	15/16"	\$7.36
900114	14	1-1/8"	\$11.81
900116	16	1-3/16"	\$11.81
900118	18	1-3/8"	\$14.56
900120	20	1-1/2"	\$14.56
900124	24	1-3/4"	\$20.02
900128	28	1-15/16"	\$20.02
900132	32	2-3/16"	\$21.92

HOSE AND TUBING SEPARATORS


Crafted from 6061-T6 billet aluminum alloy, these hose and wire separators are perfect for separating, isolating, and securing fuel and oil lines, brake hoses, and even wiring looms.



RED ANODIZED	BLUE ANODIZED	POLISHED	SIZE	APPLICATION	PER PACK	QTY. PRICE
167003	167103	167203	3/16"	VARIOUS	3	\$24.32
167004	167104	167204	1/4"	#3 SPEED FLEX	3	\$24.32
167005	167105	167205	5/16"	#4 SPEED FLEX	3	\$24.32
167006	167106	167206	3/8"	VARIOUS	2	\$24.32
167007	167107	167207	7/16"	#4 PERFORM-O-FLEX	2	\$24.32
167008	167108	167208	1/2"	VARIOUS	2	\$24.32
167009	167109	167209	9/16"	#6 PERFORM-O-FLEX	2	\$24.32
167022	167122	167222	21/32"	#8 PERFORM-O-FLEX	2	\$24.32
167013	167113	167213	13/16"	#10 PERFORM-O-FLEX	2	\$24.32
167015	167115	167215	15/16"	#12 PERFORM-O-FLEX	2	\$24.32
167017	167117	167217	1-1/16"	#16 PERFORM-O-FLEX	2	\$24.32

LINE CLAMPS

Ideal for securing individual lines, hoses, or wiring. These durable billet aluminum clamps are available in several color options.



RED ANODIZED	BLUE ANODIZED	POLISHED	SIZE	APPLICATION	PER PACK	QTY. PRICE
170003	170103	170203	3/16"	VARIOUS	6	\$24.32
170004	170104	170204	1/4"	#3 SPEED FLEX	6	\$24.32
170005	170105	170205	5/16"	#4 SPEED FLEX	6	\$24.32
170006	170106	170206	3/8"	VARIOUS	4	\$24.32
170007	170107	170207	7/16"	#4 PERFORM-O-FLEX	4	\$24.32
170008	170108	170208	1/2"	VARIOUS	3	\$24.32
170009	170109	170209	9/16"	#6 PERFORM-O-FLEX	3	\$24.32

CUSHIONED TUBING CLAMPS

These clamps are designed to support and locate hoses. They are attached to the supporting structure with either a machine screw and nut or in blind applications with a machine screw and a rivnut or plate nut.

PART #	FITS TUBE/ HOSE O.D.	QTY. PER PACK	PRICE
171003	3/16"	10	\$13.50
171004	1/4"	10	\$13.50
171005	5/16"	10	\$13.50
171006	3/8"	10	\$13.50
171008	1/2"	5	\$9.13
171010	5/8"	5	\$9.13
171012	3/4"	5	\$9.13
171016	1"	5	\$9.13
171018	1-1/8"	2	\$5.67
171020	1-1/4"	2	\$5.67



HOSE END WRENCHES

These wrenches are designed to prevent over tightening and scratching of fittings. Fits all AN type fittings and hose ends. Machined from billet aluminum and color coded (anodized) for quick size identification.



PART #	HEX SIZE	HOSE END SIZE	PRICE
230406	11/16"	6	\$21.42
230408	7/8"	8	\$21.42
230410	1"	10	\$21.42
230412	1-1/4"	12	\$25.85
230416	1-1/2"	16	\$25.85

DOUBLE ENDED HOSE END WRENCHES

These new dual purpose aluminum wrenches can be used for hose end installation on hose and for maintenance. Durable anodized finish.



PART #	HEX SIZE	FITS	PRICE
230405	9/16" x 1/2"	4 NUT - 3 NUT	\$21.42
230407	11/16" x 5/8"	6 NUT - 4 SOCKET	\$21.42
230409	7/8" x 3/4"	8 NUT - 6 SOCKET	\$21.42
230411	1" x 7/8"	10 NUT - 8 SOCKET	\$21.42
230413	1-1/4" x 1-1/16"	12 NUT - 10 SOCKET	\$25.85
230415	1-1/2" x 1-3/16"	16 NUT - 12 SOCKET	\$25.85

AUTO-FIT HOSE ENDS

AUTO-FIT HOSE ENDS

Auto-Fit ends provide the reliability and appearance of Swivel-Seal, but are less expensive. The Auto-Fit nipple is pushed into rather than threaded into the hose. The hose is compressed between the nipple and the socket, sealing at the barbs. Hose retention is positive (the same as Swivel-Seal) and there is no spiral path for possible leaks.



STRAIGHT

PART #	HOSE END		ADAPTER		PRICE
	SIZE	USE HOSE	SIZE	HOSE	
300104	4	4	4	4	\$7.60
300106	6	6	6	6	\$8.01
300108	8	8	8	8	\$10.19
300110	10	10	10	10	\$12.94
300112	12	12	12	12	\$18.97



45° BENT TUBE

PART #	HOSE END		ADAPTER		PRICE
	SIZE	USE HOSE	SIZE	HOSE	
304604	4	4	4	4	\$19.60
304606	6	6	6	6	\$20.48
304608	8	8	8	8	\$24.17
304610	10	10	10	10	\$28.49
304612	12	12	12	12	\$35.78



90° BENT TUBE

PART #	HOSE END		ADAPTER		PRICE
	SIZE	USE HOSE	SIZE	HOSE	
309104	4	4	4	4	\$19.60
309106	6	6	6	6	\$20.48
309108	8	8	8	8	\$24.17
309110	10	10	10	10	\$28.49
309112	12	12	12	12	\$35.78



120° BENT TUBE

PART #	HOSE END		ADAPTER		PRICE
	SIZE	USE HOSE	SIZE	HOSE	
312004	4	4	4	4	\$25.00
312006	6	6	6	6	\$25.00
312008	8	8	8	8	\$30.15
312010	10	10	10	10	\$32.83
312012	12	12	12	12	\$37.57



150° BENT TUBE

PART #	HOSE END		ADAPTER		PRICE
	SIZE	USE HOSE	SIZE	HOSE	
315006	6	6	6	6	\$25.00
315008	8	8	8	8	\$30.15
315010	10	10	10	10	\$32.83
315012	12	12	12	12	\$37.57



180° BENT TUBE

PART #	HOSE END		ADAPTER		PRICE
	SIZE	USE HOSE	SIZE	HOSE	
318004	4	4	4	4	\$25.00
318006	6	6	6	6	\$25.00
318008	8	8	8	8	\$30.15
318010	10	10	10	10	\$32.83
318012	12	12	12	12	\$37.57



STRAIGHT WITH MALE PIPE THREAD

PART #	HOSE END		NPT SIZE	PRICE
	SIZE	USE HOSE		
320104	4	4	1/8"	\$7.61
320144	4	4	1/4"	\$8.24
320162	6	6	1/8"	\$8.24
320166	6	6	3/8"	\$10.35
320106	6	6	1/4"	\$9.40
320107	8	8	1/4"	\$9.72
320108	8	8	3/8"	\$9.72
320188	8	8	1/2"	\$13.14
320111	10	10	3/8"	\$12.40
320110	10	10	1/2"	\$12.40
320112	12	12	3/4"	\$18.38
320113	12	12	1/2"	\$18.38



TUBE-MATE

Designed to connect flexible hose directly to low pressure tubing (25-PSI max.). Tubing should be flared, beaded, or grooved for secure installation.

PART #	FITTING		TUBING		PRICE
	SIZE	USE HOSE	SIZE	HOSE	
360104	4	4	1/4"	4	\$10.78
360165	6	6	5/16"	6	\$10.78
360106	6	6	3/8"	6	\$10.78
360108	8	8	1/2"	8	\$13.66
360110	10	10	5/8"	10	\$18.38
360112	12	12	3/4"	12	\$27.11



SWIVEL-SEAL HOSE ENDS

Earl's patented Swivel-Seal hose ends incorporate the finest design qualities of any hose end made. The Earl's Swivel-Seal hose end includes a feature not found on other hose ends - **adjustability after assembly**. It is this feature that makes Earl's patented Swivel-Seal hose end the only choice for true high performance applications. Available in anodized red and blue finishes.



STRAIGHT

PART #	HOSE END SIZE	USE HOSE	ADAPTER SIZE	PRICE
800106	6	6	6	\$8.06
800108	8	8	8	\$10.67
800110	10	10	10	\$13.70
800112	12	12	12	\$19.37
800116	16	16	16	\$31.18



45° LOW PROFILE

PART #	HOSE END SIZE	USE HOSE	ADAPTER SIZE	PRICE
804506	6	6	6	\$24.53
804508	8	8	8	\$29.74
804510	10	10	10	\$36.52
804512	12	12	12	\$45.34
804516	16	16	16	\$64.17



45° BENT TUBE

PART #	HOSE END SIZE	USE HOSE	ADAPTER SIZE	PRICE
804606	6	6	6	\$22.64
804608	8	8	8	\$27.61
804610	10	10	10	\$32.00
804612	12	12	12	\$40.01
804616	16	16	16	\$49.00



90° LOW PROFILE

PART #	HOSE END SIZE	USE HOSE	ADAPTER SIZE	PRICE
809006	6	6	6	\$24.53
809008	8	8	8	\$29.74
809010	10	10	10	\$36.52
809012	12	12	12	\$45.34
809016	16	16	16	\$64.17



90° BENT TUBE

PART #	HOSE END SIZE	USE HOSE	ADAPTER SIZE	PRICE
809106	6	6	6	\$22.64
809108	8	8	8	\$27.61
809110	10	10	10	\$32.00
809112	12	12	12	\$40.01
809116	16	16	16	\$49.00



120° BENT TUBE

PART #	HOSE END SIZE	USE HOSE	ADAPTER SIZE	PRICE
812006	6	6	6	\$25.83
812008	8	8	8	\$31.18
812010	10	10	10	\$34.70
812012	12	12	12	\$42.26
812016	16	16	16	\$68.58



150° BENT TUBE

PART #	HOSE END SIZE	USE HOSE	ADAPTER SIZE	PRICE
815006	6	6	6	\$2
815008	8	8	8	\$31.18
815010	10	10	10	\$34.70
815012	12	12	12	\$42.26
815016	16	16	16	\$68.58



180° BENT TUBE

PART #	HOSE END SIZE	USE HOSE	ADAPTER SIZE	PRICE
818006	6	6	6	\$25.83
818008	8	8	8	\$31.18
818010	10	10	10	\$34.70
818012	12	12	12	\$42.26
818016	16	16	16	\$68.58



SWIVEL SEAL HOSE ENDS

SINGLE BANJO HOSE END



DOUBLE BANJO HOSE END



PART #	SIZE	HOSE END SIZE	APPLICATION	PRICE
807691	12 mm x 1.25	6	DELLORTO, SOLEX, MIKUNI	\$22.50
807692	12 mm x 1.5	6	WEBER	\$22.50
807694	9/16"-24	6	SMALL INLET HOLLEY	\$22.50
807695	1/2"-20	6	FUEL PUMP	\$22.50

PART #	SIZE	HOSE END SIZE	APPLICATION	PRICE
807991	12 mm x 1.25	6	DELLORTO, SOLEX, MIKUNI	\$33.23
807992	12 mm x 1.5	6	WEBER	\$33.23
807994	9/16"-24	6	SMALL INLET HOLLEY	\$33.23
807995	1/2"-20	6	FUEL PUMP	\$33.23

MALE PIPE THREADS

STRAIGHT

PART #	HOSE END SIZE	MALE THREAD SIZE	PRICE
820162	6	1/8 NPT	\$13.45
820106	6	1/4 NPT	\$13.45
820166	6	3/8 NPT	\$16.36
820107	8	1/4 NPT	\$16.36
820108	8	3/8 NPT	\$16.36
820188	8	1/2 NPT	\$21.76
820111	10	3/8 NPT	\$21.76
820110	10	1/2 NPT	\$21.76
820113	12	1/2 NPT	\$33.57
820112	12	3/4 NPT	\$33.57



MALE AN THREADS


STRAIGHT

PART #	HOSE END SIZE	MALE THREAD SIZE	PRICE
840106	6	9/16-18 (AN-6)	\$14.74
840108	8	3/4-16 (AN-8)	\$17.77
840110	10	7/8-14 (AN-10)	\$24.77
840112	12	1-1/16-12 (AN-12)	\$37.04



45°

PART #	HOSE END SIZE	MALE THREAD SIZE	PRICE
824562	6	1/8 NPT	\$33.57
824506	6	1/4 NPT	\$33.57
824566	6	3/8 NPT	\$33.57
824507	8	1/4 NPT	\$38.59
824508	8	3/8 NPT	\$38.59
824588	8	1/2 NPT	\$38.59
824511	10	3/8 NPT	\$41.60
824510	10	1/2 NPT	\$41.60
824513	12	1/2 NPT	\$57.42
824512	12	3/4 NPT	\$57.42



45°

PART #	HOSE END SIZE	MALE THREAD SIZE	PRICE
844564	6	7/16-20 (AN-4)	\$33.57
844565	6	1/2-20 (AN-5)	\$33.57
844506	6	9/16-18 (AN-6)	\$33.57
844568	6	3/4-16 (AN-8)	\$38.59
844586	8	9/16-18 (AN-6)	\$33.57
844508	8	3/4-16 (AN-8)	\$38.59
844581	8	7/8-14 (AN-10)	\$38.59
844509	10	3/4-16 (AN-8)	\$41.60
844510	10	7/8-14 (AN-10)	\$41.60
844511	10	1-1/16-12 (AN-12)	\$57.42
844513	12	7/8-14 (AN-10)	\$57.42
844512	12	1-1/16-12 (AN-12)	\$57.42



90°

PART #	HOSE END SIZE	MALE THREAD SIZE	PRICE
829062	6	1/8 NPT	\$33.57
829006	6	1/4 NPT	\$31.36
829066	6	3/8 NPT	\$33.57
829007	8	1/4 NPT	\$38.59
829008	8	3/8 NPT	\$38.59
829088	8	1/2 NPT	\$38.59
829011	10	3/8 NPT	\$41.60
829010	10	1/2 NPT	\$41.60
829013	12	1/2 NPT	\$57.42
829012	12	3/4 NPT	\$57.42



90°

PART #	HOSE END SIZE	MALE THREAD SIZE	PRICE
849064	6	7/16-20 (AN-4)	\$33.57
849065	6	1/2-20 (AN-5)	\$33.57
849006	6	9/16-18 (AN-6)	\$33.57
849068	6	3/4-16 (AN-8)	\$33.57
849086	8	9/16-18 (AN-6)	\$38.59
849008	8	3/4-16 (AN-8)	\$38.59
849081	8	7/8-14 (AN-10)	\$38.59
849009	10	3/4-16 (AN-8)	\$41.60
849010	10	7/8-14 (AN-10)	\$41.60
849011	10	1-1/16-12 (AN-12)	\$57.42
849013	12	7/8-14 (AN-10)	\$57.42
849012	12	1-1/16-12 (AN-12)	\$57.42



Buy **\$300.00** of Earl's - **SAVE 10% OFF RETAIL**

ALUMINUM ADAPTORS

HOSE BARB TO PIPE ADAPTERS

STRAIGHT



PART #	HOSE I.D.	PIPE THREAD	PRICE
984004	1/4"	1/8"	\$4.03
984006	3/8"	1/4"	\$4.03
984008	1/2"	3/8"	\$8.19
984010	5/8"	1/2"	\$12.06
984012	3/4"	3/4"	\$20.18

45°



PART #	HOSE I.D.	PIPE THREAD	PRICE
984404	1/4"	1/8"	\$20.18
984406	3/8"	1/4"	\$20.18
984408	1/2"	3/8"	\$20.18
984410	5/8"	1/2"	\$25.18
984412	3/4"	3/4"	\$40.23

90°



PART #	HOSE I.D.	PIPE THREAD	PRICE
984204	1/4"	1/8"	\$20.18
984206	3/8"	1/4"	\$20.18
984208	1/2"	3/8"	\$20.18
984210	5/8"	1/2"	\$25.18
984212	3/4"	3/4"	\$40.23

PIPE TO AN ADAPTERS

STRAIGHT



PART #	FITTING SIZE	PIPE THREAD	PRICE
981603	3	1/8"	\$2.72
981604	4	1/8"	\$2.72
981644	4	1/4"	\$3.13
981606	6	1/4"	\$3.40
981662	6	1/8"	\$3.65
981666	6	3/8"	\$4.63
981668	6	1/2"	\$6.35
981688	8	1/2"	\$6.35
981607	8	1/4"	\$4.30
981608	8	3/8"	\$4.30
981609	10	3/4"	\$10.58
981610	10	1/2"	\$6.35
981611	10	3/8"	\$6.35
981612	12	3/4"	\$11.21
981613	12	1/2"	\$11.21
981615	16	3/4"	\$22.57
981616	16	1"	\$22.57

45° ELBOW



PART #	FITTING SIZE	PIPE THREAD	PRICE
982303	3	1/8"	\$9.09
982304	4	1/8"	\$8.19
982344	4	1/4"	\$9.09
982362	6	1/8"	\$11.09
982306	6	1/4"	\$9.09
982366	6	3/8"	\$12.56
982368	6	1/2"	\$20.18
982307	8	1/4"	\$15.03
982308	8	3/8"	\$11.09
982388	8	1/2"	\$18.11
982311	10	3/8"	\$18.11
982310	10	1/2"	\$18.11
982309	10	3/4"	\$25.18
982313	12	1/2"	\$25.18
982312	12	3/4"	\$25.18
982316	16	1"	\$40.23

90° ELBOW



PART #	FITTING SIZE	PIPE THREAD	PRICE
982203	3	1/8"	\$9.09
982204	4	1/8"	\$8.19
982244	4	1/4"	\$9.09
982206	6	1/4"	\$9.09
982266	6	3/8"	\$12.56
982268	6	1/2"	\$19.84
982262	6	1/8"	\$10.82
982207	8	1/4"	\$15.30
982208	8	3/8"	\$11.21
982288	8	1/2"	\$19.84
982209	10	3/4"	\$24.88
982210	10	1/2"	\$18.04
982211	10	3/8"	\$18.04
982212	12	3/4"	\$25.31
982213	12	1/2"	\$25.31
982215	16	3/4"	\$40.57
982216	16	1"	\$40.57



TEE PIPE THREAD ON SIDE



PART #	FITTING SIZE	PIPE THREAD	PRICE
982503	3	1/8"	\$11.09
982504	4	1/8"	\$10.17
982506	6	1/4"	\$12.06
982508	8	3/8"	\$18.11
982510	10	1/2"	\$20.18
982512	12	3/4"	\$35.21

TEFLON TAPE

Every time you install a tapered pipe thread fitting it is essential to use some form of anti-seize to prevent galling. Earl's teflon tape is easy to use, not messy, and forms a positive seal.



PART #	DESCRIPTION	PRICE
175002	1/2" X 520"	\$6.37

TEE PIPE THREAD ON RUN



PART #	FITTING SIZE	PIPE THREAD	PRICE
982603	3	1/8"	\$13.21
982604	4	1/8"	\$10.17
982606	6	1/4"	\$12.06
982608	8	3/8"	\$18.11
982610	10	1/2"	\$20.18
982612	12	3/4"	\$35.21

ALUMINUM ADAPTORS

PIPE TO AN ADAPTERS

FEMALE AN SWIVEL TO MALE PIPE THREAD



PART #	AN FITTING SIZE	PIPE SIZE	PRICE
916103	3	1/8"	\$11.25
916104	4	1/8"	\$9.09
916144	4	1/4"	\$9.09
916106	6	1/4"	\$9.09
916162	6	1/8"	\$11.05
916166	6	3/8"	\$11.84
916107	8	1/4"	\$11.84
916108	8	3/8"	\$11.84
916188	8	1/2"	\$14.62
916110	10	1/2"	\$15.52
916111	10	3/8"	\$14.62
916113	12	1/2"	\$22.77
916112	12	3/4"	\$22.77

90° MALE AN TO MALE SWIVEL PIPE THREAD



PART #	AN FITTING SIZE	PIPE SIZE	PRICE
922103	3	1/8"	\$24.39
922104	4	1/8"	\$16.69
922144	4	1/4"	\$20.79
922106	6	1/4"	\$16.67
922162	6	1/8"	\$20.79
922166	6	3/8"	\$26.03
922107	8	1/4"	\$26.03
922108	8	3/8"	\$26.03
922188	8	1/2"	\$31.30
922110	10	1/2"	\$34.47
922111	10	3/8"	\$34.47
922113	12	1/2"	\$41.80
922112	12	3/4"	\$41.80

90° FEMALE AN TO MALE SWIVEL PIPE THREAD



PART #	AN FITTING SIZE	PIPE SIZE	PRICE
923103	3	1/8"	\$36.56
923104	4	1/8"	\$26.03
923144	4	1/4"	\$26.03
923106	6	1/4"	\$26.03
923162	6	1/8"	\$26.03
923166	6	3/8"	\$26.03
923107	8	1/4"	\$31.30
923108	8	3/8"	\$31.30
923188	8	1/2"	\$31.30
923110	10	1/2"	\$37.57
923111	10	3/8"	\$37.57
923113	12	1/2"	\$52.16
923112	12	3/4"	\$52.16

PIPE THREAD TO PIPE THREAD ADAPTORS

45° ELBOW MALE TO FEMALE



PART #	PIPE THREAD	PRICE
991501	1/8"	\$15.03
991502	1/4"	\$17.69
991503	3/8"	\$25.18

90° ELBOW MALE TO FEMALE



PART #	PIPE THREAD	PRICE
991401	1/8"	\$15.03
991402	1/4"	\$17.69
991403	3/8"	\$25.18

NIPPLE



PART #	PIPE THREAD	PRICE
991101	1/8"	\$2.65
991102	1/4"	\$4.03
991103	3/8"	\$7.02
991104	1-2"	\$9.09
991106	3/4"	\$10.31

COUPLING



PART #	PIPE THREAD	PRICE
991001	1/8"	\$3.58
991002	1/4"	\$4.03
991003	3/8"	\$7.02
991004	1-2"	\$11.09
991006	3/4"	\$17.10



90° ELBOW FEMALE




PART #	PIPE THREAD	PRICE
991601	1/8"	\$15.03
991602	1/4"	\$17.69
991603	3/8"	\$25.18

TEE FEMALE



PART #	PIPE THREAD	PRICE
991701	1/8"	\$15.03
991702	1/4"	\$17.69
991703	3/8"	\$25.18

REDUCER BUSHING



PART #	PIPE THREAD		PRICE
	FEMALE	MALE	
991201	1/8"	1/4"	\$4.03
991202	1/4"	3/8"	\$4.63
991203	1/8"	3/8"	\$4.63
991204	3/8"	1/2"	\$5.06
991205	1/4"	1/2"	\$6.12
991206	1/8"	1/2"	\$6.12

PART #	PIPE THREAD		PRICE
	FEMALE	MALE	
991207	1/2"	3/4"	\$10.17
991208	3/8"	3/4"	\$10.17
991209	1/4"	3/4"	\$12.06
991210	3/4"	1"	\$15.03
991211	1/2"	1"	\$15.03
991212	3/8"	1"	\$15.03

AN TO AN ADAPTERS

UNION

PART #	FITTING		PRICE
	SIZE		
981503	3		\$3.24
981504	4		\$3.24
981506	6		\$3.40
981508	8		\$5.40
981510	10		\$6.77
981512	12		\$13.21
981516	16		\$22.57



FEMALE SWIVEL TO FEMALE SWIVEL COUPLING

PART #	FITTING		PRICE
	SIZE		
915103	3		\$7.36
915104	4		\$7.36
915106	6		\$7.36
915108	8		\$9.09
915186	8-6		\$9.09
915110	10		\$11.84
915112	12		\$16.43
915116	16		\$22.77



90° ELBOW

PART #	FITTING		PRICE
	SIZE		
982103	3		\$9.09
982104	4		\$8.19
982106	6		\$9.09
982108	8		\$12.06
982110	10		\$18.11
982112	12		\$26.23
982116	16		\$40.23



90° FEMALE SWIVEL TO FEMALE SWIVEL- LOW PROFILE

PART #	FITTING		PRICE
	SIZE		
934103	3		\$14.69
934104	4		\$14.69
934106	6		\$14.69
934108	8		\$18.77
934110	10		\$23.94
934112	12		\$31.30



TEE

PART #	FITTING		PRICE
	SIZE		
982403	3		\$10.17
982404	4		\$10.17
982406	6		\$10.17
982408	8		\$20.18
982410	10		\$24.19
982412	12		\$32.15
982416	16		\$50.33



90° FEMALE SWIVEL TO FEMALE SWIVEL TUBE

PART #	FITTING		PRICE
	SIZE		
935103	3		\$14.69
935104	4		\$14.69
935106	6		\$14.69
935108	8		\$18.04
935110	10		\$23.71
935112	12		\$28.13



FEMALE AN TEE

PART #	FITTING		PRICE
	SIZE		
993804	4		\$20.18
993806	6		\$20.18
993808	8		\$25.18
993810	10		\$30.17
993812	12		\$40.23



45° FEMALE SWIVEL TO FEMALE SWIVEL- LOW PROFILE

PART #	FITTING		PRICE
	SIZE		
939103	3		\$14.69
939104	4		\$14.69
939106	6		\$14.69
939108	8		\$18.77
939110	10		\$23.94




AN REDUCER

PART #	FEMALE FITTING	MALE FITTING	PRICE
989409	12	8	\$30.49
989410	12	10	\$30.49
989411	16	12	\$40.66
989443	4	3	\$8.68
989464	6	4	\$8.68
989486	8	6	\$11.21



BULKHEAD NUT

PART #	FITTING SIZE	QTY. PER PACK	PRICE
592404	4	2	\$2.32
592406	6	2	\$2.32
992408	8	1	\$2.65
992410	10	1	\$2.65
992412	12	1	\$3.13
992416	16	1	\$6.12



ALUMINUM ADAPTERS

STRAIGHT BULKHEAD

PART #	FITTING SIZE	PRICE
983203	3	\$5.06
983204	4	\$5.58
983206	6	\$5.06
983208	8	\$8.19
983210	10	\$12.06
983212	12	\$15.03
983216	16	\$30.17



REDUCER UNION

PART #	LARGE FITTING	SMALL FITTING	PRICE
991902	4	3	\$4.63
991906	6	4	\$5.06
991912	8	6	\$7.02
991914	10	6	\$10.17
991915	10	8	\$10.17
991918	12	6	\$15.03
991919	12	8	\$15.03
991920	12	10	\$15.03
991922	16	10	\$22.16
991923	16	12	\$22.16



45° BULKHEAD

PART #	FITTING SIZE	PRICE
983703	3	\$10.17
983704	4	\$7.60
983706	6	\$10.17
983708	8	\$15.03
983710	10	\$20.18
983712	12	\$30.17



45° FEMALE SWIVEL TO MALE AN

PART #	FITTING SIZE	PRICE
924103	3	\$23.94
924104	4	\$15.61
924106	6	\$17.77
924108	8	\$26.03
924110	10	\$34.47
924112	12	\$41.80



90° BULKHEAD

PART #	FITTING SIZE	PRICE
983303	3	\$10.17
983304	4	\$7.60
983306	6	\$10.17
983308	8	\$15.03
983310	10	\$20.18
983312	12	\$30.17



90° FEMALE SWIVEL TO MALE AN

PART #	FITTING SIZE	PRICE
921103	3	\$23.94
921104	4	\$15.61
921106	6	\$16.67
921108	8	\$26.03
921110	10	\$34.47
921112	12	\$41.80



BULKHEAD TEE ON SIDE

PART #	FITTING SIZE	PRICE
983403	3	\$19.15
983404	4	\$13.75
983406	6	\$16.15
983408	8	\$20.18
983410	10	\$20.18
983412	12	\$40.23



TEE SWIVEL ON SIDE

PART #	FITTING SIZE	PRICE
925103	3	\$36.56
925104	4	\$17.77
925106	6	\$20.79
925108	8	\$31.30
925110	10	\$37.57



BULKHEAD TEE ON RUN

PART #	FITTING SIZE	PRICE
980404	4	\$14.38
980406	6	\$14.38
980408	8	\$23.98



TEE SWIVEL ON RUN

PART #	FITTING SIZE	PRICE
926103	3	\$36.56
926104	4	\$17.77
926106	6	\$20.79
926108	8	\$31.30
926110	10	\$36.56



CAPS, PLUGS, AND SEALS

AN PORT ADAPTER

Port end inlet is contoured for maximum flow.

PART #	AN SIZE	PORT THD.	PRICE
985064	6	7/16"-20	\$10.24
985065	6	1/2"-20	\$10.24
985006	6	9/16"-18	\$10.24
985068	6	3/4"-16	\$12.73
985086	8	9/16"-18	\$12.73
985008	8	3/4"-16	\$12.73
985081	8	7/8"-14	\$16.29
985009	10	3/4"-16	\$16.29
985010	10	7/8"-14	\$16.29
985011	10	1-1/16"-12	\$23.36
985013	12	7/8"-14	\$23.36
985012	12	1-1/16"-12	\$23.36




AN FLARE PLUG

PART #	FITTING SIZE	QTY. PER PACK	PRICE
580603	3	2	\$3.65
580604	4	2	\$3.65
580606	6	2	\$3.65
980608	8	1	\$2.95
980610	10	1	\$3.82
980612	12	1	\$5.78
980616	16	1	\$7.69




NPT ALLEN HEAD PLUG

PART #	PIPE THD. SIZE	QTY. PER PACK	PRICE
593201	1/16"	2	\$6.41
593202	1/8"	2	\$6.41
593203	1/4"	2	\$6.41
593204	3/8"	2	\$7.36
993205	1/2"	1	\$4.03
993206	3/4"	1	\$5.06




AN FLARE CAP

PART #	FITTING SIZE	QTY. PER PACK	PRICE
592903	3	2	\$4.55
592904	4	2	\$4.55
592906	6	2	\$4.55
992908	8	1	\$4.63
992910	10	1	\$6.12
992912	12	1	\$8.19
992916	16	1	\$10.17



NPT HEX HEAD PLUG

PART #	PIPE THD. SIZE	PRICE
993301	1/8"	\$2.32
993302	1/4"	\$3.40
993303	3/8"	\$3.40
993304	1/2"	\$5.29
993306	3/4"	\$6.50




AN FLARE PLUG (PLASTIC)

PART #	FITTING SIZE	QTY. PER PACK	PRICE
179203	3	25	\$9.25
179204	4	25	\$9.25
179206	6	25	\$9.25
179208	8	15	\$9.25
179210	10	15	\$9.36
179212	12	10	\$9.36
179216	16	10	\$9.25



AN PORT PLUG

PART #	FITTING SIZE	QTY. PER PACK	PRICE
581403	3	2	\$4.52
581404	4	2	\$5.40
581406	6	2	\$5.40
981408	8	1	\$3.82
981410	10	1	\$5.78
981412	12	1	\$8.60
981416	16	1	\$11.41



AN FLARE CAP (PLASTIC)

PART #	FITTING SIZE	QTY. PER PACK	PRICE
179103	3	25	\$9.25
179104	4	25	\$9.25
179106	6	25	\$9.25
179108	8	15	\$9.25
179110	10	15	\$9.25
179112	12	10	\$9.36
179116	16	10	\$9.25



BUNA "O" RINGS

To be used with straight threaded adapter fittings when sealing at an AN port.



PART #	FITTING SIZE	QTY. PER PACK	PRICE
176003	3	10	\$5.62
176004	4	10	\$5.62
176006	6	10	\$5.62
176008	8	10	\$5.62
176010	10	5	\$6.44
176012	12	5	\$6.44
176016	16	5	\$6.44

STAT-O-SEALS

Consists of a synthetic rubber "O" ring mechanically locked to the I.D. of an aluminum washer. When tightened, the "O" ring is compressed forcing the sealing surfaces around the bolt shank. They will form a positive seal over a temperature range of -85° F. to +450° F. They provide the advantages of an "O" ring type seal without the necessity of machining "O" ring grooves into the part. 2 seals per pkg.

PART #	I.D.	PRICE
178006	3/8"	\$3.98
178007	7/16"	\$3.98
178008	1/2"	\$5.18
178009	9/16"	\$5.18
178010	5/8"	\$7.33



NYLON BULKHEAD WASHERS

Used to seal AN bulkhead fittings when used in plastic fuel cells. Sold each.



PART #	FITTING SIZE	PRICE
850-506-04	6	\$1.95
850-508-04	8	\$1.95
850-510-04	10	\$1.95
850-512-04	12	\$1.95
850-516-04	16	\$1.95

VALVES, FILTERS, & GAUGES

IN-LINE FUEL FILTERS

Easily disassembled for inspection and cleaning, features 35 micron sintered bronze element.

PART #	FITTING SIZE	PRICE
230106	6	\$36.40
230108	8	\$45.99
230107	REPLACEMENT ELEMENT	\$10.62



SHUT OFF VALVE

Features 350# PSI maximum. Ideal for use as an emergency fuel shut-off valve, anti-theft device, drain valve, or oil cooler shut-off valve.



PART #	INLET THD. SIZE	OUTLET THD. SIZE	OVERALL LENGTH	BODY MATERIAL	PRICE
230501	3/8" FEM. NPT	3/8" FEM. NPT	1-3/4"	CHROME PLATED BRASS	\$32.53
230502	3/8" FEM. NPT	6 AN BULKHEAD	2-3/4"	RED ANODIZED ALUM.	\$40.52
230503	3/8" FEM. NPT	8 AN BULKHEAD	2-3/4"	RED ANODIZED ALUM.	\$40.52
230504	1/2" FEM. NPT	1/2" FEM. NPT	2-1/4"	CHROME PLATED BRASS	\$40.52

SCREEN TYPE IN-LINE FUEL AND OIL FILTERS

These disc-type stainless steel screen filters are perfect for pre-filter applications.




PART #	FUEL FITTING SIZE	PRICE
230204	4	\$36.40
230306	6	\$36.40
230208	8	\$45.99
230210	10	\$45.99
230212	12	\$55.49
230216	16	\$71.86

PART #	OIL FITTING SIZE	PRICE
230304	4	\$36.40
230306	6	\$36.40
230308	8	\$45.99
230310	10	\$45.99
230312	12	\$55.49
230316	16	\$71.86

FUEL DISTRIBUTION BLOCK

Two styles to choose from straight and "Y" for various applications. Straight unit features filter screen. Both feature 1/8" NPT outlet for fuel pressure gauge

Style A:
Bare Aluminum



Style B:
Blue Anodized

PART #	STYLE	# OF OUTLETS	INLET THD. SIZE	OUTLET THD. SIZE	PRICE
100177	B	4	8 AN	1/4" NPT	\$14.17
100178	B	4	3/8" NPT	1/4" NPT	\$14.17
100179	A	2	3/8" NPT	1/4" NPT	\$23.49
100180	B	2	3/8" NPT	1/4" NPT	\$12.82
100181	A	2	3/8" NPT	6 AN MALE	\$29.93
100182	B	2	1/4" NPT	1/4" NPT	\$12.82

FUEL TIP OVER VALVE

An excellent safety device that can be installed in any fuel cell or tank. Serving as a non-restrictive vent, this tip over valve check ball closes on a rollover to prevent fuel from escaping.



PART #	DESCRIPTION	PRICE
834-008-11	#8 AN MALE THD.	\$23.95

OIL THERMOSTAT

To insure quick warm up under cold weather conditions, use our oil-stat. This uniquely designed product controls oil temperature like a thermostat controls water temperature in a radiator.



PART #	DESCRIPTION	PRICE
501	#10 AN FEMALE ON ALL 4 PORTS	\$117.83

CARBURETOR & FUEL PUMP ADAPTERS

These specialty aluminum adapter fittings simplify the connection of AN hose assemblies to carburetors, power steering or fuel pumps.



PART #	CARB THD. SIZE	HOSE END SIZE	RECOMMENDED APPLICATION	PRICE
991941	5/8"-20	6	CARTER	\$7.16
991942	9/16"-24	6	SINGLE INLET HOLLEY	\$7.16
991943	7/8"-20	6	DUAL FEED HOLLEY	\$9.18
991944	12mm X 1.50	6	WEBER (IDA & DCOE)	\$9.18
991945	12mm X 1.25	6	DELLORTO/SOLEX	\$9.18
991946	1/2"-20	6	POWER STEERING/FUEL PUMP	\$7.16
991947	5/8"-18	6	POWER STEERING/FUEL PUMP	\$7.16
991948	7/8"-20	8	DUAL FEED HOLLEY	\$9.18
991949	7/8"-20	6	ROCHESTER	\$9.18
991950	11/16"-16	6	POWER STEERING	\$7.16
991951	7mm BANJO BOLT	6	DELLORTO	\$7.16
991952	1"-20	6	ROCHESTER 75 UP	\$9.18
991953	10mm X 1.00	6	WEBER (IDF)	\$9.18
991954	14mm X 1.50	6	POWER STEERING	\$8.41
991955	16mm X 1.50	6	POWER STEERING	\$8.41

HARD LINE

STAINLESS HARD LINE

This 304 stainless steel hard line is annealed making it very easy to bend and work with. Finished installation is sanitary, compact and durable. May be coupled to Speed Flex line when movement is required. Comes in 20' lengths, may be coiled or cut into 8' lengths + drop for UPS shipment. Sold by the foot. **Note: 1/2" can not be coiled.**



PART #	O.D.	AN SIZE	WALL THICKNESS	PRICE PER FOOT
30-316-035*	3/16"	3	.035"	\$4.65
30-14-035	1/4"	4	.035"	\$2.40
30-38-035	3/8"	6	.035"	\$3.00
30-12-035	1/2"	8	.035"	\$3.84

*Seamless

HARD LINE ENDS

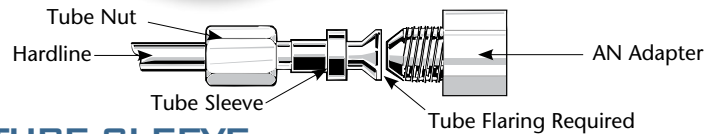
May be used with steel, stainless steel, or aluminum hard line, requires a single flare. See illustration for proper stack up.

ALUMINUM HARD LINE

Annealed aluminum tubing is easily formed for low-pressure applications (100# maximum, not for brake lines). Sold coiled in 10 ft. length, without anodized finish.



PART #	O.D.	PRICE
100031	1/4"	\$9.90
100034	3/8"	\$11.93
100037	1/2"	\$15.64



ALUMINUM TUBE NUT



ALUMINUM TUBE SLEEVE



STEEL TUBE NUT




PART #	FITTING SIZE	QTY. PER PACK	PRICE
561803	3	2	\$3.69
561804	4	2	\$3.69

PART #	FITTING SIZE	SIZE	QTY. PER PACK	PRICE
581803	3	3/16"	2	\$2.74
581804	4	1/4"	2	\$2.74
581806	6	3/8"	2	\$2.74
981808	8	1/2"	1	\$2.12
981810	10	5/8"	1	\$3.13
981812	12	3/4"	1	\$4.03
981816	16	1"	1	\$6.77

PART #	FITTING SIZE	SIZE	QTY. PER PACK	PRICE
581903	3	3/16"	2	\$2.32
581904	4	1/4"	2	\$2.32
581906	6	3/8"	2	\$2.32
981908	8	1/2"	1	\$1.57
981910	10	5/8"	1	\$1.75
981912	12	3/4"	1	\$3.13
981916	16	1"	1	\$4.63

STEEL TUBE SLEEVE



PART #	FITTING SIZE	QTY. PER PACK	PRICE
561903	3	2	\$2.75
561904	4	2	\$2.75

SPEED FLEX HOSE

The stiffness of the Teflon liner, combined with the resistance of the stainless steel braided outer cover dramatically reduces brake line expansion under pressure. This results in a much firmer and more controlled brake pedal. Applicable for medium pressure hydraulic systems, flexible brake and clutch, or instrument lines where extreme pressure is necessary. The continuous operation temperature range is -65° to +450° F.

PART #	FITTING SIZE	I.D.	MAX. OPERATING PRESSURE	PRICE PER FOOT
600003	3	1/8"	2000 PSI	\$3.55
600004	4	3/16"	2000 PSI	\$4.07



SPEED FLEX PRE-ASSEMBLED HOSE

Saves time and money! Earl's factory assembled hoses made from Speed Flex Teflon Hose, ideal for brake, clutch, instrument and injection hoses. Each hose is pressure tested to 4,000 psi. Maximum operating pressure: 2,000 psi. Hoses listed are #3 with #3 AN female swivel on both ends and #4 hose with #4 AN female swivel on both ends. These individual hose assemblies are not certifiable to D.O.T. standards, therefore, they are to be used on off-road applications only



LENGTH	#3 HOSE		#4 HOSE	
	PART #	PRICE	PART#	PRICE
10"	63010110	\$10.66	-	-
12"	63010112	\$11.34	64191912	\$11.79
14"	63010114	\$11.95	-	-
16"	63010116	\$12.40	64191916	\$12.94
18"	63010118	\$12.94	-	-
20"	63010120	\$13.46	64191920	\$14.15
22"	63010122	\$14.08	-	-
24"	63010124	\$14.60	64191924	\$15.21
26"	63010126	\$15.21	-	-
28"	63010128	\$15.73	-	-
32"	63010132	\$16.79	64191932	\$17.64
36"	63010136	\$18.00	64191936	\$18.83
40"	63010140	\$19.13	-	-
44"	63010144	\$20.36	-	-
48"	63010148	\$21.42	-	-

STEEL HOSE ENDS

STEEL SPEED SEAL HOSE ENDS

Construction: Specifically designed for use with Speed-Flex hose only, forming a positive leak resistant seal. Do not attempt to use fittings designed for use with other types of hose on Speed-Flex.

STRAIGHT



PART #	HOSE END SIZE	NUT SIZE	PRICE
600103	3	3	\$7.40
600104	4	4	\$8.14
600143	3	4	\$8.05

45° BENT TUBE



PART #	HOSE END SIZE	PRICE
604603	3	\$12.49
604604	4	\$13.09

90° BENT TUBE



PART #	HOSE END SIZE	PRICE
609103	3	\$12.13
609104	4	\$12.49

90° LOW PROFILE

PART #	HOSE END SIZE	PRICE
609003	3	\$21.62
609004	4	\$23.31




REPLACEMENT BRASS OLIVES

PART #	HOSE END SIZE	PRICE
699030	3	\$1.48
699040	4	\$1.48



TEE



REF	PART #	FITTING SIZE	MOUNT HOLE SIZE	PRICE
A	6453003	3	#10 OR 3/16"	\$44.69
B	6453203	3	#10 OR 3/16"	\$44.69
C	6453503	3	-	\$44.69

HOSE END WITH ADAPTER



REF	PART #	HOSE END SIZE	THREAD SIZE	PRICE
A	640203	3	3/8"-24 BULKHEAD MALE	\$9.04
A	640303	3	10MM X 1.0 BULKHEAD MALE IF	\$9.04
B	640503	3	3/8"-24 FEMALE IF	\$11.14
B	640603	3	10MM x 1.0 FEMALE IF	\$11.14

STRAIGHT BANJO



REF	PART #	HOSE END SIZE	BANJO BOLT SIZE	PRICE
A	600303	3	10 MM or 3/8"	\$8.14
B	600703	3	10 MM or 3/8"	\$8.14

BENT BANJO



REF	PART #	ANGLE	HOSE END SIZE	BANJO BOLT SIZE	PRICE
A	601503	90	3	10 MM or 3/8"	\$13.45
B	600803	30	3	10 MM or 3/8"	\$9.52
C	601103	20	3	10 MM or 3/8"	\$9.52

BANJO BOLT



PART #	THREAD SIZE	PRICE
977503	3/8"-24 SINGLE	\$5.00
977504	7/16"-20 SINGLE	\$5.00
977513	3/8"-24 DOUBLE	\$6.03
977517	10MM X 1.0 SINGLE	\$5.00
977520	10MM X 1.5 SINGLE	\$5.00

CRUSH WASHERS



PART #	FITTING SIZE	HOLE I.D.	QTY. PER PACK	PRICE
177003	3	3/8"	10	\$6.44
177004	4	7/16"	10	\$6.44
177006	6	9/16"	10	\$6.44
177008	8	3/4"	5	\$6.44
177010	10	7/8"	5	\$6.44
177012	12	1-1/16"	5	\$6.44

BANJO ADAPTER




PART #	HOLE SIZE	THREAD SIZE	PRICE
997603	3/8"	3	\$8.60
997604	7/16"	4	\$8.60
997634	7/16"	3	\$8.60
997643	3/8"	4	\$8.60



STEEL ADAPTERS PIPE TO AN ADAPTERS



STRAIGHT



PART #	FITTING SIZE	PIPE THD. SIZE	PRICE
961603	3	1/8"	\$1.82
961604	4	1/8"	\$1.82

45°



PART #	FITTING SIZE	PIPE THD. SIZE	PRICE
962303	3	1/8"	\$8.84
962304	4	1/8"	\$5.00

90°




PART #	FITTING SIZE	PIPE THD. SIZE	PRICE
962203	3	1/8"	\$7.58
962204	4	1/8"	\$4.91

TEE PIPE THREAD ON SIDE



PART #	FITTING SIZE	PIPE THD. SIZE	PRICE
962503	3	1/8"	\$23.44
962504	4	1/8"	\$6.43

LINE ADAPTER



PART #	THREAD SIZE	PRICE
989534	-3 AN TO FEM, 10MM x 1.0	\$5.44
989545	-3 AN TO FEM. 10MM x 1.0 IF	\$5.44
989536	-3 AN TO FEM. 10 MM x 1.25	\$5.44
989531	-3 AN TO 3/8-24 FEM.	\$5.44
989543	-3 AN TO 3/8-24 FEM. IF	\$5.44
989549	-3 AN TO 7/16-24 IF	\$5.44
989542	-4 TO FEM. 10MM x 1.0	\$5.44
989547	-4 AN TO FEM 10MM x 1.25 IF	\$5.44
989532	-4 TO 3/8-24 FEM.	\$5.44
989548	-4 AN TO 7/16-24 IF	\$5.44

PIPE NIPPLE



PART #	PIPE THD. SIZE	PIPE THD. SIZE	PRICE
901102	1/8	1/8	\$1.35

TEE PIPE THREAD ON RUN



PART #	FITTING SIZE	PIPE THD. SIZE	PRICE
962603	3	1/8"	\$21.02
962604	4	1/8"	\$6.43

GAUGE FITTINGS

May be used for gauges or hydraulic systems.



FEMALE TEE



PART #	DESCRIPTION	PRICE
961701	1/8" NPT FEMALE	\$6.19

PART #	FITTING SIZE	DESCRIPTION	PRICE
968604	4	90° MALE	\$4.91
968704	4	4 AN TO FEMALE 1/8" NPT STRAIGHT MALE	\$2.48
968603	3	90° MALE	\$7.09
968703	3	3 AN TO FEMALE 1/8" NPT STRAIGHT MALE	\$2.43
		3 AN TO FEMALE 1/8" NPT	

SPECIAL ADAPTERS



2 pcs per pkg.

PART #	DESCRIPTION	MATERIAL	PRICE
592032	-3 AN TO 10 mm x 1.0	STEEL	\$11.23
592035	-3 AN TO 10 mm x 1.25 IF	STEEL	\$11.23
581531	-3 AN TO 3/8-24 IF	STEEL	\$9.18
592046	-3 AN TO 1/2-20 IF	ALUM	\$11.23
592048	-3 AN TO 9/16-18 IF	ALUM	\$11.23
592042	-4 AN TO 10 mm x 1.0	STEEL	\$11.23
592045	-4 AN TO 10 mm x 1.25	STEEL	\$11.23
591972	-4 AN TO 3/8-24 IF	STEEL	\$11.23
591941	-4 AN TO 7/16-20 IF	STEEL	\$11.23
591942	-4 AN TO 7/16-24 IF	STEEL	\$11.23
592047	-4 AN TO 1/2-20 IF	ALUM	\$11.23
592049	-4 AN TO 9/16-18 IF	ALUM	\$11.23


BRASS TEE



PART #	DESCRIPTION	PRICE
972050	3/8-24 I.F. ON RUN, 3/8-24 STRAIGHT THREAD ON SIDE, 1/4" MOUNTING HOLE	\$13.64

STEEL ADAPTERS

AN TO AN ADAPTERS UNION MALE



PART #	FITTING		PRICE
	SIZE		
961503	3		\$5.08
961504	4		\$2.47

TEE



PART #	FITTING		PRICE
	SIZE		
962403	3		\$21.02
962404	4		\$6.43

BULKHEAD NUT




PART #	FITTING		QTY.	PRICE
	SIZE	PER PACK		
502403	3	2		\$5.44
502404	4	2		\$5.44

BULKHEAD UNION



PART #	FITTING SIZE		PRICE
	3 AN LONG TO 4 AN SHORT		
963243	3 AN LONG TO 4 AN SHORT		\$4.91
963203	3		\$4.86
963204	4		\$6.37

45° BULKHEAD UNION



PART #	FITTING		PRICE
	SIZE		
963703	3		\$12.76
963704	4		\$7.51

90° BULKHEAD UNION



PART #	FITTING		PRICE
	SIZE		
963303	3		\$12.76
963304	4		\$7.51

TEE BULKHEAD ON SIDE



PART #	FITTING		PRICE
	SIZE		
963403	3		\$12.76
963404	4		\$12.53

TEE BULKHEAD ON RUN



PART #	FITTING		PRICE
	SIZE		
960403	3		\$28.46
960404	4		\$28.46

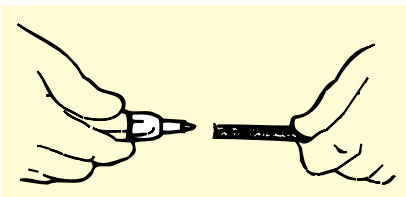
90° WITH SWIVEL NUT



PART #	FITTING		PRICE
	SIZE		
966303	3		\$12.53
966304	4		\$6.43

BRAID SEPARATOR TOOL

In order to insert the "olive" into Speed-Flex Hose, the stainless protective braid must be separated from the teflon liner. This can be more difficult than it sounds. Earl's braid spreader solves the problem and eliminates the tiresome probability of poking holes in your fingers. In use, the tool is simply inserted into the cut end of the hose and pushed, spreading the braid. The olive is then placed on the tool mandrel, pushed over the hose liner, and under the braid until the liner bottoms against the shoulder of the olive. The tool mandrel is double-ended; one for -3 hose and one for -4. The handle contains a recess for storage of spare olives.



PART #	DESCRIPTION	PRICE
007	BRAID SEPARATOR TOOL	\$28.17



THREAD SIZES

For your convenience we have included the actual size silhouettes and related sizing information to assist in selecting the correct fitting for your plumbing application.

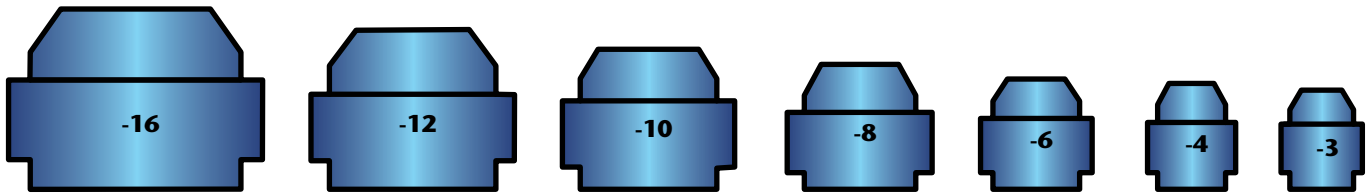
“AN” THREAD SIZES

“AN” (Army-Navy) sizes were established by the aerospace industry years ago and were designated O.D. of the rigid metal tube that each size fitting is used with. (The chart to the right will clarify this point).

The numbers assigned equate to the outside diameter (O.D.) of the tubing in 1/16”. Since tubing and hoses are to be found with assorted wall thicknesses, we can now understand that the designated size number does not necessarily tell you how large the inside diameter will be. (For example, the inside diameter of an Earl’s size 6 hose end is nearly as large as the inside diameter of some other manufacturers’ -8 hose ends).

Each AN size number has its own standard thread size which can be seen in column three of the chart. Again, these are the same thread sizes that have been used in aircraft and industrial applications for many years. **All fittings have a 37° flare.**

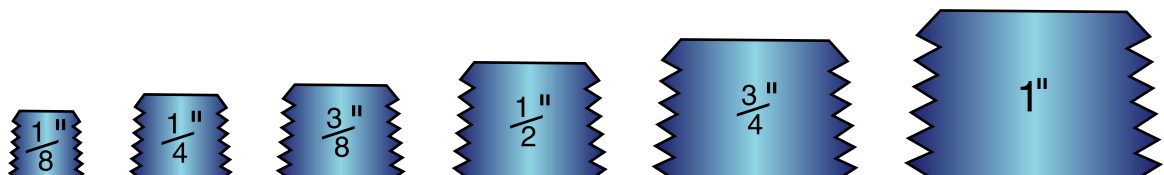
AN SIZE	METAL TUBE O.D.	THREAD SIZE
2	1/8"	5/16-24 SAE
3	3/16"	3/8-24 SAE
4	1/4"	7/16-20 SAE
5	5/16"	1/2-20 SAE
6	3/8"	9/16-18 SAE
8	1/2"	3/4-16 SAE
10	5/8"	7/8-14 SAE
12	3/4"	1-1/16-12 SAE
16	1"	1-5/16-12 SAE
20	1-1/4"	1-5/8-12 SAE
24	1-1/2"	1-7/8-12 SAE
28	1-3/4"	2-1/4-12 SAE
32	2"	2-1/2-12 SAE



“NPT” THREAD SIZES

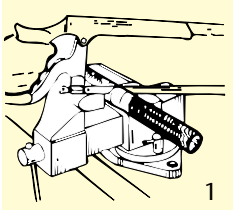
We can now leave AN thread sizing and head on to the next category which is N.P.T. (National Pipe Threads). National Pipe Threads are the next most popular thread size used in “Competition Plumbing”. We can actually find a resemblance between the size call outs and the I.D. (inside diameter) of the fitting. The outside silhouettes shown here will help verify your fitting selection.

PIPE THREAD SIZE	THREADS PER INCH	THEORETICAL I.D. OF FTG.	CLOSEST AN FTG. SIZE
1/16"	27	1/16"	-
1/8"	27	1/8"	4
1/4"	18	1/4"	6
3/8"	18	3/8"	8
1/2"	14	1/2"	10
3/4"	14	3/4"	12
1"	11-1/2	1"	16
1-1/4"	11-1/2	1-1/4"	20
1-1/2"	11-1/2	1-1/2"	24
2"	11-1/2	2"	32

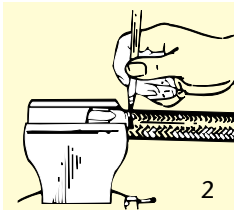


Brake lines are critical items. The potential penalties for improper assembly are severe. Although there is nothing complicated about the procedure and no special tools are required, extreme care must be used in assembly. We strongly recommend that the following procedures be used.

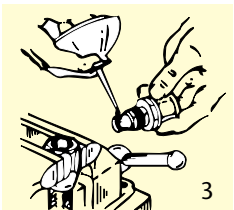
PERFORM-O-FLEX HOSE WITH SWIVEL SEAL HOSE ENDS



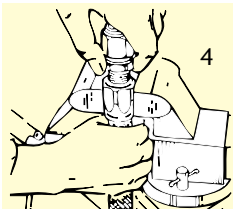
1. Cut hose to required length.
 - a. Measure distance between parts of adapter fittings along the path that the hose run will follow - allowing for bend radius, hose end length and offset to obtain length and hose required.
 - b. Cut the hose square with a radiac wheel or a sharp 32 teeth per inch hacksaw blade. It is necessary to wrap it tightly with masking tape before cutting and to cut through the tape. This helps to prevent the stainless wire braid from fraying.
 - c. Trim any frayed end of the braid with a sharp pair of metal snips or diagonal cutters and remove the tape.



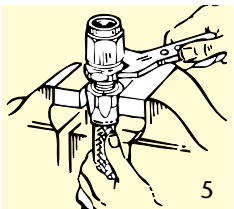
2. Place the socket in a vise and insert the end of the hose into the socket until the hose butts against the bottom of the threads provided for the cutter. Gently pull the hose back until there is a 1/16" to 1/8" gap between the end of the hose and the bottom of the socket - mark hose at bottom of socket with a felt pen so that you can detect any tendency of the hose to be pushed out as you complete the assembly.



3. Lubricate the inside of the hose, the cutter threads and the socket threads. Just about any kind of clean oil will do but we prefer to use an anti-seize compound on the threads. Place the nipple in a vise. Flex muscles.



4. Push the hose and the socket onto the nipple until the socket threads can be started on the cutter. Start the threads and go as far as you can by hand. Depending on the size of the hose, some force may be necessary in this part of the operation.



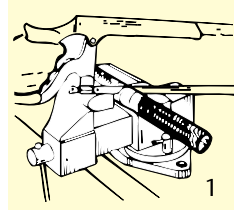
5. To complete the assembly it doesn't matter whether the nipple or the socket is held in the vise. Holding one or the other in the vise and using a suitable wrench on the other, tighten the socket onto the cutter threads until the socket is within .060" of bottoming on the nipple. Do not use an adjustable or over-size wrench or you will damage either the nipple or the socket.

6. Check the mark that you made on the hose in step 2. If the hose has backed more than about 1/16" out of the socket as you assembled it, curse and return to step 3.

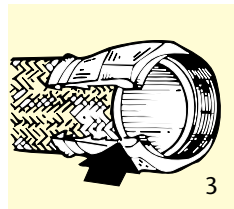
7. Clean the hose and the hose ends with CLEAN solvent.

8. It is most unlikely that you will have available any method of pressure checking the assembly before it is installed. Before letting the assembly out of your sight, check the assembly by running the system at full pressure while you observe the hose, hose ends and adapters for leaks.

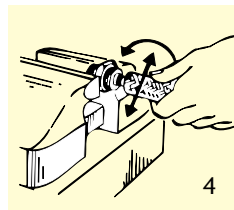
SPEED FLEX HOSE WITH SPEED SEAL HOSE ENDS



1. Cut the hose to the required length. We recommend the use of a radiac wheel but it can be done satisfactorily with a 32 teeth per inch hacksaw blade. In either case, the hose must be tightly wrapped with masking tape and the cut made through the tape. Do not cut Speed Flex hose with a chisel, snips, pliers, or a shear as these may crush the teflon sleeve.



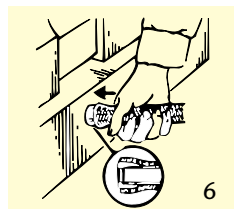
2. Deburr the Teflon and trim any loose ends of braid with sharp snips or diagonal cutting pliers, and remove tape.



3. Install the socket on the hose with the threaded end of the socket toward the cut end of the hose. This will be a lot easier and you will end up with fewer holes in your hand if you clamp the socket in a vise. Push socket on well beyond end.

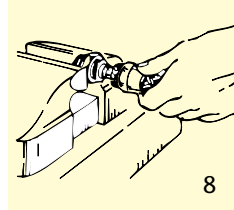
4. Place the hex portion of the nipple in the vise. Insert the end of the hose onto the nipple and bottom the hose against the chamfer seat of the nipple with a rotary motion of the hose. This will size the I.D. of the Teflon tube and start the necessary separation of the tube from the braid.

5. Separate the braid from the O.D. of the Teflon Tube with a small screwdriver, #007 tool, or a scribe. Be careful not to scratch or nick the Teflon.



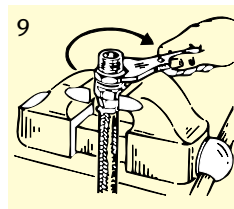
6. Install the sleeve between the braid and the Teflon tube. Make sure that none of the braid is trapped between the Teflon and the sleeve. Bottom the tube against the shoulder of the sleeve and make sure that the sleeve is inserted square.

7. With the nipple held in the vise push the hose and the sleeve onto the nipple until the sleeve bottoms. Remove the hose and make sure that the Teflon tube is still bottomed against the shoulder of the sleeve and that the sleeve is still square.



8. Push the hose and sleeve back onto the nipple and bottom against the chamfer. Start the socket onto the nipple threads and hand tighten.

9. Place the socket in the vise and complete the assembly by tightening the nipple onto the socket with a wrench until the gap between the face of the socket and the hex of the nipple is .023" to .046" - use a feeler gauge.



10. Blow the assembly clean and pressure test before running the car.

ELECTRICAL

STARTER RELAY

This starter relay permits the vertex magneto to be controlled by a standard automotive type ignition switch - making the extra ground switch unnecessary.



PART #	DESCRIPTION	PRICE
V-925010	STARTER RELAY	\$41.56

MAGNETO IGNITION WIRES

Universal red wire set includes eight ignition leads with spark plug boot on one end - other end for insertion into Vertex cap. Wire core is preferred for magneto applications. Fits both OXC and OAC versions.



V-070264



V-070260

PART #	DESCRIPTION	PRICE
V-070264	STRAIGHT	\$65.83
V-070260	90 DEGREE	\$65.83




TIMING BOX

The latest in digital integrated circuitry is incorporated in this tool, for accurate initial timing setting of all magnetos.



PART #	DESCRIPTION	PRICE
V-607980	TIMING BOX	\$70.88

MAGNETO REPLACEMENT PARTS



REF	PART #	DESCRIPTION	PRICE
(D)	V-916510	OAC CAP, 4 CYL.	\$52.00
(E)	V-916511	OXC CAP, 4 CYL.	\$75.24
(D)	V-916550	OAC CAP, 8 CYL.	\$68.89
(E)	V-916551	OXC CAP, 8 CYL.	\$78.73
-	V-911090	OXC COIL	\$220.00
(C)	V-912100	CONDENSER	\$37.37
(B)	V-916401	ROTOR, 4 CYL.	\$25.90
(B)	V-916402	ROTOR, 8 CYL.	\$25.90
(A)	V-906850	CONTACT POINT SET	\$164.84
(F)	V-602900	DEGREE RING	\$31.59
-	V-918030	FIXED ADVANCE KIT	\$25.90



(F)

RACE CAR WIRING ASSEMBLY

This 8-circuit wiring harness with pre-terminated fuse block features heavy duty 30 amp relays for circuit applications including:

- Start
- Ignition
- Electric Fuel Pump #1
- Lights
- Electric Fan
- Electric Fuel Pump #2
- Accessory Circuit
- Electric Water Pump



PART #	DESCRIPTION	PRICE
P50001	RACE CAR WIRING ASSEMBLY	\$393.95

CHARGING SYSTEM SHUTDOWN RELAY KIT

Even with the master disconnect turned off, your engine may continue to run due to alternator feedback. This relay is installed between the alternator and the battery. When master disconnect is switched off, the relay is de-energized and stops current flow to the ignition system. Kit is supplied with all installation hardware and easy to follow installation instructions.



PART #	DESCRIPTION	PRICE
P50103	CHARGING SYSTEM RELAY	\$55.98

12 CIRCUIT FUSE CENTER

This street legal fuse center, designed and built especially for racing, locates the following fuses in one convenient location:

- Brake Lights
- Coil
- Dome Light
- Electric Fan
- Electric Fuel Pump
- Electric Water Pump
- Emergency Flashers
- Headlights
- Horn
- Instruments
- Radio
- Turn Signals
- Wipers

Features 10 gauge lead-in wire for powering-up circuits



PART #	DESCRIPTION	PRICE
P50101	RACE CAR FUSE CENTER	\$197.67

LIGHTED AND FUSED SWITCH PANELS WITH COMPLETE WIRING SYSTEMS

Designed for racing applications, these panels feature lighted rocker switches and a heavy-duty, non-reflective, lightweight metal housing. Each switch function is screen-printed for quick visual reference. All circuits are individually fused with automotive blade-type fuses mounted on bottom of housing for quick testing and changing. May be dash or roll bar mounted.



PART #	HEIGHT	WIDTH	DEPTH	# OF SWITCHES	SWITCH FUNCTIONS	PRICE
P50301	3"	5-3/4"	3-1/8"	4	START, IGNITION, ACCESSORY*, ACCESSORY*	\$220.67
P50302	3"	8-1/4"	3-1/8"	6	START, IGNITION, ELECTRIC FAN, FUEL PUMP/WATER PUMP, ACCESSORY*, ACCESSORY*	\$325.74
P50303	3"	10-3/4"	3-1/8"	8	START, IGNITION, ELECTRIC FAN, FUEL PUMP#1*, FUEL PUMP#2*, WATER PUMP, LIGHTS, ACCESSORY*	\$394.41

* For safety, these switches are only powered on when the ignition is on.

UNIVERSAL FUEL PUMP RELAY KIT

Prevents voltage drops, while maintaining constant fuel pump pressure and saves electrical system damage from amperage overloads. Suggested for street applications and a must for racing

PART #	DESCRIPTION	PRICE
P50102	ELECTRIC FUEL PUMP RELAY	\$40.14



FUSED VERTICAL DRAGSTER SWITCH PANEL

With space in the dragster cockpit at a premium, the Vertical 6 Switch Dragster Control Center is the perfect solution. With a wafer-thin 1-1/2" width (15-1/2" length/2-1/2" depth), this self-contained control center mounts in virtually any position and provides immediate control of connected electrical functions. Switch functions include:

- Start
- Ignition
- Fuel Pump
- Water Pump (fan & water pump/center off/water pump only)
- Accessory
- Accessory

Standard features include color-coded rocker switches that light up (except start) when pushed and screen printing on all switch functions on top and bottom for quick visual reference and to provide for a greater number of mounting configurations. Designed for easy hose clamp mounting (clamps not supplied), either vertically or horizontally, on the frame or rollbar.

PART #	DESCRIPTION	PRICE
P50506	FUSED DRAGSTER 6-SWITCH PANEL	\$358.56



REPLACEMENT ROCKER SWITCHES

These replacement rocker switches work for all Painless switch panels or for special applications requiring the Painless sleek looking rocker switch. Available with or without lighting.

PART #	DESCRIPTION	LIGHT	PRICE
P80400	MOMENTARY ON	NON-LIGHTED	\$12.18
P80401	ON/OFF	RED	\$13.92
P80402	ON/OFF/MOMENTARY ON	GREEN	\$17.63
P80403	ON/OFF/ON	RED	\$17.12
P80404	ON/OFF	AMBER	\$13.87
P80405	ON/OFF	BLUE	\$13.87




12-CIRCUIT FUSE CENTER

Now available for connection to your existing vehicle wiring, or for use as a starting point for custom wiring. This OEM specification-grade fuse block center is supplied with a mounting plate for fast, permanent installation. Includes wiring provisions for:

- Air Conditioning and/or Heat
- Brake Lights
- Coil (anti-theft feature)
- Dome Light
- Electric Fan
- Emergency Flashers
- Gauges/Dash Instruments
- Headlights
- Horn
- Radio (ignition hot)
- Turn Signals
- Wipers

PART #	DESCRIPTION	PRICE
P30001	12CIRCUIT FUSE CENTER	\$147.24



WIRING



CIRKIT BOSS FUSE CENTERS

CirKit Boss Fuse Centers provide the ideal cost-effective solution when additional electrical circuits are required, or accessory equipment requires ignition hot and constant hot capabilities. **CirKit Boss is the only add-on fuse center available in the marketplace with ignition hot capabilities.** This safety feature ensures that your add-on circuits will only work if the ignition key is on.

PART #	# OF CIRCUITS	TYPE OF CIRCUITS	PRICE
P70103*	3	2 IGNITION HOT 1 CONSTANT HOT	\$52.67
P70107*	7	4 IGNITION HOT 3 CONSTANT HOT	\$66.59

* Ignition hot circuits are hot only when the key is turned on. Constant hot circuits are always hot.

CIRKIT BOSS WITH WEATHERPROOF KIT


These new cirkit bosses offer the same features as the standard cirkit boss kit with weather sealed back and rubber fuse boot for additional protection.



4-CIRCUIT FUSE CENTER

This universal Fuse Block is supplied in easy-to-assemble kit form, and can be used for just about any automotive-type electrical application. Ideal for in-line wiring applications such as trailer wiring, or when adding vehicle accessories. Uses blade-type automotive fuses (not supplied), up to 30 amps.

PAINLESS



PART #	DESCRIPTION	PRICE
P30002	4-CIRCUIT FUSE CENTER	\$8.59

PART #	# OF CIRCUITS	TYPE OF CIRCUITS	PRICE
P70203*	3	2 IGNITION HOT 1 CONSTANT HOT	\$69.77
P70207*	7	4 IGNITION HOT 3 CONSTANT HOT	\$88.10

* Ignition hot circuits are hot only when the key is turned on. Constant hot circuits are always hot.

EXTREME CONDITION WIRE

Multi stranded copper core covered with cross-linked polyethylene insulation for superior abrasion resistance. Withstands over 275 degrees.



PART #	GAUGE	COLOR	LENGTH	PRICE
P70700	10	RED	25'	\$18.64
P70701	10	BLACK	25'	\$22.53
P70800	14	RED	50'	\$23.31
P70801	14	BLACK	50'	\$23.31
P70802	14	ORANGE	50'	\$23.31
P70803	14	YELLOW	50'	\$19.89
P70804	14	GREEN	50'	\$20.11
P70805	14	BLUE	50'	\$20.11
P70806	14	WHITE	50'	\$20.11
P70807	14	GRAY	50'	\$20.11
P70808	14	LT BLUE	50'	\$28.93
P70809	14	LT GREEN	50'	\$23.34
P70810	14	PINK	50'	\$20.14

INDICATOR LAMP ASSEMBLIES

Replace that burned-out indicator light with an OEM-grade Indicator Lamp Assembly! Applications include turn signal indicators, high beam headlight indicator, "idiot lights," oil pressure, water temperature, etc. Available in 1/8" & 5/16" diameters with 5" long wire leads.



PART #	DASH INDICATOR		PRICE
	LIGHT	COLOR	
P80200	1/8"	AMBER	\$8.26
P80201	1/8"	RED	\$7.68
P80202	1/8"	GREEN	\$8.19
P80203	5/16"	AMBER	\$7.58
P80204	5/16"	RED	\$7.58
P80205	5/16"	GREEN	\$7.58
P80206	5/16"	BLUE	\$7.58



MASTER CUT-OFF SWITCH WITH LEVER

This heavy duty battery disconnect kit includes mount bracket and 18" long remote rod and tee handle.



PART #	DESCRIPTION	PRICE
C72-028	MASTER CUT-OFF SWITCH WITH LEVER	\$104.95

MASTER CUT-OFF SWITCH WITH LEVER

This complete cut-off switch kit includes #C72-025 switch, lever, 18" long remote rod, and tee handle.



PART #	DESCRIPTION	PRICE
C72-027	MASTER CUT-OFF SWITCH WITH LEVER	\$76.95
C72-026	LEVER ONLY	\$15.95

MASTER CUT-OFF SWITCH

Spliced into the positive battery cable, this heavy-duty switch positively shuts off all electrical current. Rated at 175 amps continuous, this type of switch is required by most sanctioning bodies.



PART #	DESCRIPTION	PRICE
C72-025	MASTER CUT-OFF SWITCH	\$42.89

QUICK CONNECT TERMINAL KITS

Make your own locking quick connect plugs easily and quickly. Each kit is supplied with one male and one female connector and the appropriate number of quick connect wire terminals. Now available in Standard or Weatherproof style.



STANDARD WIRE		
PART #	CAPACITY	PRICE
P40006	2	\$4.69
P40007	3	\$6.18
P40008	4	\$6.93
P40009	6	\$7.31
P40010	9	\$7.73
P40011	12	\$9.73
P40012	15	\$10.03

WEATHERPROOF WIRE		
PART #	CAPACITY	PRICE
P70401	1	\$11.94
P70402	2	\$8.30
P70403	3	\$10.05
P70404	4	\$11.86
P70406	6	\$14.67

JAMB TAG WIRELESS CONNECTORS


No more running wires through doorjamb when installing your stereo system, power windows, or power locks! Mounts anywhere on doorjamb.



PART #	CONTACT	PRICE
P40021	ONE	\$22.34
P40022	TWO	\$27.52
P40023	THREE	\$34.70
P40024	FOUR	\$45.09

WATERPROOF SWITCHES

Long life 12 volt toggle switches are waterproof, sealed and include dust boot. Rated at 20 amps.




REF	PART #	DESCRIPTION	DETAIL	PRICE
	P80503	PUSH BUTTON START	-	\$18.18
(A)	P80530	ON/OFF SINGLE POLE	WATERPROOF TOGGLE	\$34.70
(A)	P80532	ON/OFF/ON SINGLE POLE	WATERPROOF TOGGLE	\$34.30
(A)	P80533	ON/OFF DOUBLE POLE	WATERPROOF TOGGLE	\$39.23
(A)	P80534	ON/OFF/ON DOUBLE POLE	WATERPROOF TOGGLE	\$46.03
-	P80520	TOGGLE SWITCH BOOT	REPLACEMENT	\$9.34

WIRING

BATTERY COUPLER


This quick-disconnect battery coupler is compact and easily connected. Bright red with 175 amp, 600 volt maximum capacity, measures 2-1/8"W x 3-1/8"L x 1"H.



C72-021



C72-023



C72-029



PART #	DESCRIPTION	QTY. PER PACK	PRICE
C72-020	BATTERY COUPLER	1	\$13.95
C72-021	BATTERY COUPLERS	2	\$27.90
C72-023	DUST COVER	1	\$10.95
C72-029	HANDLE	1	\$19.50
C72-024	*COMPLETE KIT	1	\$58.35

*Includes (2) battery couplers, (1) dust cover, and (1) handle.

REMOTE BATTERY TERMINALS

May be positioned inside or outside of car for convenient connection to battery charger. Accepts 6 to 36 volts. Includes 1 positive (red) and 1 negative (black).



C72-022

PART #	DESCRIPTION	PRICE
C72-022	REMOTE BATTERY TERMINALS	\$45.63



TRADITIONAL SERIES CHROME BEZEL DESIGN

2-1/16" MECHANICAL & ELECTRICAL GAUGES

The traditional chrome design is ideal for race applications with size constraints or custom car builders. Available in both mechanical or electrical movements, the mechanical gauges offer a full 270° sweep dial. **Electrical gauges include the necessary senders.** Gauges can be panel mounted or installed in optional chrome mounting cups.

2-1/16" MECHANICAL GAUGES		
PART #	DESCRIPTION	PRICE
2401	BOOST/ VACUUM (30" HG/20 PSI)	\$64.95
2411	FUEL PRESSURE (0-15 PSI)	\$57.32
2412	FUEL PRESSURE (0-100 PSI)	\$59.87
2413	FUEL PRESSURE WITH ISOLATOR (0-15#)	\$171.95
2421	OIL PRESSURE (0-100 PSI)	\$58.28
2422	OIL PRESSURE (0-200 PSI)	\$58.30
2431	WATER TEMPERATURE (140°-280° F.) 6' CAP TUBE	\$83.12
2432	WATER TEMPERATURE (120°-240° F.) 6' CAP TUBE	\$86.10
2433	WATER TEMPERATURE (120°-240° F.) 12' CAP TUBE	\$93.63
2441	OIL TEMPERATURE (140°-280° F.) 6' CAP TUBE	\$86.10
2484	VACUUM (30" HG)	\$58.42

2-1/16" ELECTRICAL GAUGES		
PART #	DESCRIPTION	PRICE
2514*	FUEL LEVEL (0 OHMS EMPTY/ 90 OHMS FULL)	\$47.47
2515*	FUEL LEVEL (73 OHMS EMPTY/ 8-12 OHMS FULL)	\$47.47
2516**	FUEL LEVEL (240 OHMS EMPTY/ 33 OHMS FULL)	\$47.47
2522	OIL PRESSURE (0-100 PSI)	\$72.51
2532	WATER TEMPERATURE (100°-250° F.)	\$55.59
2536	CYLINDER HEAD TEMPERATURE (140°-340° F.)	\$34.43
2542	OIL TEMPERATURE (100°-250° F.)	\$55.77
2543	OIL TEMPERATURE (140°-300° F.)	\$55.77
2552	TRANSMISSION TEMPERATURE (100°-250° F.)	\$55.77
2586***	AMMETER (60-0-60 AMPS)	\$48.35
2585	CLOCK QUARTZ MOVEMENT (12 VOLTS)	\$77.75
2587	HOURMETER (8-32 VOLTS DC INPUT)	\$60.01
2592	VOLTMETER (8-18 VOLTS)	\$46.34

* Uses vehicle's stock sender. #2514 fits most GM. #2515 fits most Ford & Chrysler.

** Uses Part # 3262 fuel level sender (not included).

*** CAUTION: Use only on alternators with output of 60 amps or less. Higher output alternators must use voltmeter. Must be installed by experienced mechanic.



2411



2412



2421



2441



2514



2587

PRESSURE GAUGE ADAPTERS

Each adapter has a female 1/8" NPT thread in the hex to accept a pressure gauge or adapter fitting.



PART #	DESCRIPTION	NPT IN HEX	PRICE
100192	6 MALE TO 6 MALE	1/8"	\$11.32
100193	6 MALE TO 1/4" NPT	1/8"	\$11.32
100194	6 MALE TO 3/8" NPT	1/8"	\$11.32
100196	8 MALE TO 8 MALE	1/8"	\$13.23
100197	8 MALE TO 1/4" NPT	1/8"	\$13.23
100198	8 MALE TO 3/8" NPT	1/8"	\$13.23



LIQUID FILLED FUEL PRESSURE GAUGE

Now you can really know what your fuel pressure is at a glance, with this new easy to read 0-15 psi fuel pressure gauge. Liquid filled for vibration resistance. 1/8" NPT male thread is designed to fit on Pressure Gauge Adapter.



1-1/2" Body Dia.

FI FUEL PRESSURE GAUGE

Direct Mount, 0-100 PSI pressure gauge. White 1 1/2" face with 1/8th" NPT male thread.



PART #	DESCRIPTION	PRICE
2177	FUEL GAUGE	\$35.95

PART #	DESCRIPTION	PRICE
100189	FUEL GAUGE	\$44.12

GAUGES

SPORT COMP SERIES

2-1/16" & 2-5/8" MECHANICAL & ELECTRICAL GAUGES

The trademarked competition appearance and rugged, reliable performance have made these gauges the standard in racing today. The bold, easy to read dial faces include florescent red pointers for quick-glance monitoring. The electrical gauges now include a rugged air core meter movement for maximum accuracy and quick response time. Electrical gauges include the necessary sensors.



MECHANICAL GAUGES

2-1/16"	PRICE	2-5/8"	PRICE	DESCRIPTION	DETAIL
3301	\$67.45	3401	\$72.01	BOOST/ VACUUM 30"	HG/20 PSI
-	-	3402	\$72.01	BLOWER PRESSURE	0-60 PSI
-	-	3404	\$72.01	BOOST	0-35 PSI
3311	\$60.46	3411	\$60.01	FUEL PRESSURE	0-15 PSI
3312	\$62.80	3412	\$63.04	FUEL PRESSURE	0-100 PSI
3313	\$174.22	3413	\$175.41	FUEL PRESSURE W/ ISOLATOR	0-15 PSI
3321	\$59.02	3421	\$60.39	OIL PRESSURE	0-100 PSI
3322	\$61.16	3422	\$63.59	OIL PRESSURE	0-200 PSI
3331	\$85.33	3431	\$88.92	WATER TEMPERATURE	140°-280° F., 6' CAP TUBE
3332	\$88.23	3432	\$91.64	WATER TEMPERATURE	120°-240° F., 6' CAP TUBE
3333	\$95.21	3433	\$98.29	WATER TEMPERATURE	120°-240° F., 12' CAP TUBE
-	-	3435	\$65.37	TEMPERATURE	140°-340° F., 6' CAP TUBE
3341	\$88.23	3441	\$92.76	OIL TEMPERATURE	140°-280° F., 6' CAP TUBE
-	-	3443	\$98.29	OIL TEMPERATURE	140°-280° F., 12' CAP TUBE
3351	\$90.33	3451	\$93.49	TRANSMISSION TEMPERATURE	140°-280° F., 8' CAP TUBE
3384	\$62.06	3484	\$61.68	VACUUM	30" HG



ELECTRICAL GAUGES

2-1/16"	PRICE	2-5/8"	PRICE	DESCRIPTION	DETAIL
3314	\$49.16	3514	\$57.49	FUEL LEVEL	0 OHMS EMPTY/ 90 OHMS FULL
3315	\$49.16	3515	\$57.49	FUEL LEVEL	73 OHMS EMPTY/ 8-12 OHMS FULL
3316**	\$49.16	3516**	\$57.49	FUEL LEVEL	240 OHMS EMPTY/ 33 OHMS FULL
-	-	3262	\$46.08	FUEL LEVEL SENDER	240 OHMS EMPTY/ 33 OHMS FULL
3327	\$77.63	3522	\$80.01	OIL PRESSURE	0-100 PSI
3337	\$58.64	3531	\$66.70	WATER TEMPERATURE	100°-250° F.
3336	\$58.64	3536	\$69.60	CYLINDER HEAD TEMPERATURE	140°-340° F.
3347	\$58.64	3542	\$69.60	OIL TEMPERATURE	100°-250° F.
3348	\$58.64	3543	\$69.60	OIL TEMPERATURE	140°-300° F.
3357	\$58.64	3552	\$69.60	TRANSMISSION TEMPERATURE	100°-250° F.
-	-	3586***	\$70.28	AMMETER	60-0-60 AMPS
3391	\$49.87	3592	\$59.16	VOLTMETER	8-18 VOLTS

** Uses Part # 3262 fuel level sender (not included).

*** Caution: Use only on alternators with output of 60 amps or less. Higher output alternators must use voltmeter. Must be installed by an experienced mechanic.



BOOST MEMORY KIT

This compact kit accurately records maximum reading on all boost and blower gauges, this allows you to concentrate on driving and not watching the gauge. Kit is easily reset and is not influenced by vibration or fuel vapor. All fittings are 1/8" NPT.



PART #	DESCRIPTION	PRICE
C76-165	BOOST MEMORY KIT	\$46.25
C76-166	RELIEF VALVE	\$23.80
C76-167	CHECK VALVE	\$20.60

PRO COMP SERIES

2-5/8" MECHANICAL & ELECTRICAL GAUGES

Pro Comp liquid-filled mechanical gauges are designed for racing applications with extreme vibrations or violent pounding. The bourdon tube gauge mechanism is encased in a special dampening fluid that not only provides steadiness to the pointer but also adds longer life to the instrument. Pro Comp electric gauges include a rugged air core meter movement and are the ideal choice for applications where routing electric wires are required.

LIQUID FILLED MECHANICAL GAUGES			
PART #	DESCRIPTION	DETAIL	PRICE
5401	BOOST/ VACUUM	30" HG/ 20 PSI	\$88.50
5402	BLOWER PRESSURE	0-60 PSI	\$88.50
5404	BOOST	0-35 PSI	\$88.50
5405	BLOWER PRESSURE	0-100 PSI	\$55.22
5411	FUEL PRESSURE	0-15 PSI	\$88.50
5412	FUEL PRESSURE	0-100 PSI	\$88.50
5413	FUEL PRESSURE W/ ISOLATOR	0-15 PSI	\$201.72
5421	OIL PRESSURE	0-100 PSI	\$82.38
5422	OIL PRESSURE	0-200 PSI	\$84.46
5423	PRESSURE	0-300 PSI	\$86.74
5424	PRESSURE	0-400-PSI	\$91.12
5425	PRESSURE	0-600-PSI	\$92.66
5426	BRAKE PRESSURE	0-2000 PSI	\$117.10
5431	WATER TEMPERATURE	140°-280° F., 6' CAP TUBE	\$126.68
5432	WATER TEMPERATURE	120°-240° F., 6' CAP TUBE	\$128.66
5433	WATER TEMPERATURE	120°-240° F., 12' CAP TUBE	\$135.19
5435	TEMPERATURE	140°-340° F., 8' CAP TUBE	\$130.87
5441	OIL TEMPERATURE	140°-280° F., 6' CAP TUBE	\$128.66
5443	OIL TEMPERATURE	140°-280° F., 12' CAP TUBE	\$135.19
5451	TRANSMISSION TEMPERATURE	140°-280° F., 8' CAP TUBE	\$130.53
5484	VACUUM	30" HG	\$81.93



ELECTRICAL GAUGES			
PART #	DESCRIPTION	DETAIL	PRICE
5415*	FUEL LEVEL	0 OHMS EMPTY/ 90 OHMS FULL	\$56.68
5416*	FUEL LEVEL	73 OHMS EMPTY/ 8-12 OHMS FULL	\$56.68
5417**	FUEL LEVEL	240 OHMS EMPTY/ 33 OHMS FULL	\$56.68
3262	FUEL LEVEL SENDER	240 OHMS EMPTY/ 33 OHMS FULL	\$46.08
5427	OIL PRESSURE	0-100 PSI	\$83.55
5437	WATER TEMPERATURE	100°-250° F.	\$69.15
5447	OIL TEMPERATURE	140°-300° F.	\$72.38
5457	TRANSMISSION TEMPERATURE	100°-250° F.	\$72.38
5486***	AMMETER	60-0-60 AMPS	\$48.25
5492	VOLTMETER	8-18 VOLTS	\$62.02

* Uses vehicle's stock sender. #5415 fits most GM. #5416 fits most Ford & Chrysler.
 ** Uses Part # 3262 fuel level sender (not included).
 *** Caution: Use only on alternators with output of 60 amps or less. Higher output alternators must use voltmeter. Must be installed by an experienced mechanic.



GAUGES


ULTRA-LITE SERIES

2-1/16" & 2-5/8" ULTRA-LITE GAUGES

All aluminum construction greatly reduces the weight of these premium race gauges, making them the hottest new instruments in the racing industry. A clear anodized aluminum face dramatically displays the "easy-to-read" red pointer. Senders included with electrical gauges.

MECHANICAL GAUGES

2-1/16"	PRICE	2-5/8"	PRICE	DESCRIPTION	DETAIL
4301	\$71.49	4401	\$81.93	BOOST 30" HG/	20 PSI
-	-	4402	\$81.93	BLOWER PRESSURE	0-60 PSI
4311	\$62.59	4411	\$67.69	FUEL PRESSURE	0-15 PSI
4312	\$63.45	4412	\$68.38	FUEL PRESSURE	0-100 PSI
4313	\$176.87	4413	\$190.00	FUEL PRESSURE W/ ISOLATOR	0-15 PSI
4321	\$62.08	4421	\$69.71	OIL PRESSURE	0-100 PSI
4322	\$64.23	4422	\$70.69	OIL PRESSURE	0-200 PSI
-	-	4426	\$112.60	BRAKE PRESSURE	0-2000 PSI
4331	\$87.10	4431	\$107.07	WATER TEMPERATURE	140°-280° F, 6' CAP TUBE
4332	\$90.55	4432	\$109.51	WATER TEMPERATURE	120°-240° F, 6' CAP TUBE
-	-	4434	\$68.62	WATER TEMPERATURE	140°-280° F, 3' CAP TUBE
-	-	4435	\$113.64	TEMPERATURE	140°-340° F, 8' CAP TUBE
-	-	4436	\$72.00	TEMPERATURE	140°-340° F, 4' CAP TUBE
4341	\$88.81	4441	\$109.51	OIL TEMPERATURE	140°-280° F, 6' CAP TUBE
4351	\$92.62	4451	\$113.64	TRANS TEMPERATURE	140°-280° F, 8' CAP TUBE
-	-	4484	\$71.80	VACUUM	30" HG



4401 4402



4411 4412 4422



4431 4432 4435 4341



3262



ELECTRICAL GAUGES

2-1/16"	PRICE	2-5/8"	PRICE	DESCRIPTION	DETAIL
4314*	\$53.37	4414*	\$64.12	FUEL LEVEL	0 OHMS EMPTY/ 90 OHMS FULL
4315*	\$53.37	4415*	\$64.12	FUEL LEVEL	73 OHMS EMPTY/ 8-12 OHMS FULL
4316**	\$53.37	4416**	\$64.12	FUEL LEVEL	240 OHMS EMPTY/ 33 OHMS FULL
-	-	3262	\$46.08	FUEL LEVEL SENDER	240 OHMS EMPTY/ 33 OHMS FULL
4327	\$80.27	4427	\$94.19	OIL PRESSURE	0-100 PSI
4337	\$60.82	4437	\$74.39	WATER TEMPERATURE	100°-250° F.
4348	\$61.64	4447	\$74.39	OIL TEMPERATURE	140°-300° F.
4357	\$62.87	4457	\$74.39	TRANS TEMPERATURE	100°-250° F.
4391	\$53.03	4491	\$62.86	ELECTRIC VOLTMETER	8-18 VOLTS

* Uses vehicle's stock sender. #4314 & 4414 fit most GM. #4315 & 4415 fit most Ford & Chrysler.

** Uses #3262 fuel level sender (not included).



4451



4437

SPORT COMP SERIES

5" & 3-3/8" IN-DASH TACHOMETERS & SPEEDOMETERS

Bold, easy to read dial faces and reliable performance match up for a serious competition look. Two sizes are available to match most dashboard size requirements. The tachometer includes a rugged air core meter movement for accurate, fast action response. The speedometer includes a trip odometer to help measure mileage.



3990



3994



3992



3991

IN-DASH TACHOMETER			
PART #	DESCRIPTION	DETAIL	PRICE
3991	3-3/8"	8,000 RPM	\$138.14
3990	5"	10,000 RPM	\$194.14

IN-DASH SPEEDOMETER			
PART #	DESCRIPTION	DETAIL	PRICE
3992	3-3/8"	120 MPH	\$114.69
3994	5"	120 MPH	\$171.18



MAGNETO SIGNAL CONVERTER

The converter box allows any Auto Meter tachometer, Pro-Shift lite, or RPM activated module to be used in most magneto applications.



PART #	DESCRIPTION	PRICE
9118	SIGNAL CONVERTER	\$85.58

BRAIDED STAINLESS STEEL HOSE

For use with all mechanical pressure gauges, recommended for use with fuel pressure gauges. Includes #4 line and adapter fittings.



PART #	LENGTH	PRICE
3227	3'	\$48.12
3228	6'	\$78.19

GAUGES

SPORT-COMP SERIES



5" SHIFT-LITE TACHOMETERS

When critical shifting is a priority, the Sport Comp Shift-Lite tachometers are the answer. These tachs feature an advanced air core meter movement, which provides accuracy and quicker response. They also include the exclusive rubber-lined shock-strap for vibration-free readings. A bright amber shift-lite signals any pre-selected rpm to notify the driver to shift.

The "Dial-In-Exactness" feature utilizes the tach's fluorescent red pointer to indicate the chosen rpm. By turning a set knob on the tach face the pointer sweeps up or down until the preferred rpm is selected. The rpm can be checked at anytime by simply switching the knob to Set. Part #3906 includes peak rpm memory. The driver can switch to Recall on the tach face and the highest rpm achieved will be displayed by the pointer.

The All Silver Sport-Comp 5" Monster Tach is modeled after the popular Ultra-Lite series, but at a more affordable price. The new "Silver" tach includes silver painted steel mounting cups with an anodized aluminum dial, bezel and control shield - matching the Ultra-Lite hot race look!



SHIFT-LITE TACHOMETER			
PART #	DESCRIPTION	RPM	PRICE
3903	5"	10,000	\$258.43
3904*	5"	10,000	\$277.67
3905*	5"	8,000	\$277.67
3906*	5" MEMORY	10,000	\$389.00
3910	5" SILVER MONSTER	10,000	\$229.32
3911*	5" SILVER	10,000	\$335.79

* With dial-in exactness.



5" MONSTER & 3-3/4" SPORT-COMP TACHOMETERS

The "Monster" sized tachometers feature an air core meter movement and advanced electronic circuitry that provide accuracy and fast action response. The 5" dial face provides maximum readability and adjustable red line shift marker helps driver to maintain proper shift points. The rubber lined shock mounting strap absorbs the rough pounding and vibrations in sportsman racing. The 3-3/4" tachometers with the classic "tough" appearance has become the standard competition instrument in automotive motorsports. Also available in the 2-5/8" size for Junior Dragsters.



MONSTER TACHOMETER			
PART #	DESCRIPTION	DETAIL	PRICE
3900	5"	10,000 RPM	\$182.17
3980	5"	8,000 RPM	\$182.17

STANDARD TACHOMETER			
PART #	DESCRIPTION	DETAIL	PRICE
3700	3-3/4"	10,000 RPM	\$161.53
3780	3-3/4"	8,000 RPM	\$161.53

MINI JUNIOR DRAGSTER TACHOMETER			
PART #	DESCRIPTION	DETAIL	PRICE
6652*	2-5/8"	10,000 RPM	\$152.07

* Operates on Briggs & Stratton engine only, requires external dry cell battery.



GAUGES

3-3/8" & 5" IN-DASH TACHOMETERS & SPEEDOMETERS

For custom automotive builders insisting on the finest in racing instruments, these speedometers and tachs complete the Pro Street dashboard. They are designed to match either the Ultra-Lite aluminum gauges or the Pro Comp gauges. The tach includes a rugged air core meter movement for accurate, fast action response. The speedometer includes a trip odometer to help measure mileage. Two sizes are available to match most dashboard size requirements.

IN-DASH MECHANICAL SPEEDOMETER			
PART #	DESCRIPTION	DETAIL	PRICE
4492	3-3/8"	120 MPH	\$124.48
4495	5"	160 MPH	\$192.27

IN-DASH ELECTRICAL TACHOMETER			
PART #	DESCRIPTION	RPM	PRICE
4497	3-3/8"	10,000	\$150.83
4498	5"	10,000	\$206.90

IN-DASH MECHANICAL SPEEDOMETER			
PART #	DESCRIPTION	DETAIL	PRICE
5152	3-3/8"	120 MPH	\$117.31
5154	5"	160 MPH	\$179.31

IN-DASH ELECTRICAL TACHOMETER			
PART #	DESCRIPTION	DETAIL	PRICE
5161	3-3/8"	10,000 RPM	\$149.44
5160	5"	10,000 RPM	\$198.73



4495

4498



5154

5160



4492

4497

5" IN-DASH MEMORY ULTRA-LITE TACHOMETERS & 5" WATER RESISTANT PRO COMP MEMORY TACH

Ultra-lite aluminum models featuring peak memory recall, allowing drivers to record their highest rpm attained during a race. The dual-range version utilizes a professional dial design that emphasizes the critical racing rpm range.

Water resistant Pro Comp tach models include a high quality water proof switch. These models also include the unique rpm memory feature. Can use mt. strap #3209.

MEMORY TACHOMETER			
PART #	DESCRIPTION	RPM	PRICE
4494	5" SINGLE RANGE	10,000	\$331.64
4499	5" DUAL RANGE	10,000	\$333.74

6801/6802/6803

WATER RESISTANT IN-DASH MEMORY TACHOMETER			
PART #	DESCRIPTION	DETAIL	PRICE
6801	STD/ ELEC	10,000	\$332.27
6802	VERTEX OAC	10,000	\$226.84
6803	SUPER MAG	10,000	\$243.72



4494



4499

3-3/4" & 5" PRO COMP TACHOMETERS

Pro Comp models deliver accuracy and dependability. 5" monster memory tachs utilize peak rpm memory recall - helpful in setting gear ratios and reviewing drivers shifting accuracy. Available in three models for different racing ignitions.

PRO COMP TACHOMETER				
PART #	DESCRIPTION	DETAIL	MEMORY	PRICE
5610	3-3/4" 10,000 RPM	STD/ELEC	NO	\$228.96
5620	3-3/4" 10,000 RPM	VERTEX OAC	NO	\$153.09
6601	3-3/4" 10,000 RPM	STD/ELEC	YES	\$319.74
6809	5" 9,000 RPM	STD/ELEC	YES	\$300.02
6811	5" 11,000 RPM	STD/ELEC	YES	\$300.02
6821	5" 11,000 RPM	VERTEX OAC	YES	\$340.62



5610



6809

TACHOMETERS

PRO COMP 2 SERIES

5" PRO COMP 2 TACHOMETERS

The Pro Comp 2 tachometers, in traditional black or the all aluminum Ultra-Lite version, include a two-stage shift light. This two-stage light gives the driver two shift settings to allow the first gear a different rpm shift point than the remaining gears. The bright red "Quick Lite" along with the Dial-In-Exactness feature gives instantaneous notice of shift points to provide faster response times during shifts. High and fast revving cars utilize the Dual Range models, which feature a dial face that expands the most critical racing rpm range. Peak rpm Memory Recall reviews the highest rpm achieved during a race.



6851

6853



6855

6856



6852

SHIFT-LITE TACHOMETER

PART #	RPM	RANGE	DETAIL	PRICE
6851	9,000	SINGLE	5"	\$370.34
6852	9,000	DUAL	5"	\$370.34
6853	11,000	DUAL	5"	\$309.52
6854	9,000	DUAL	5" ULTRA-LITE	\$385.50
6855	11,000	DUAL	5" ULTRA-LITE	\$385.50
6856	9,000	SINGLE	5" ULTRA-LITE	\$385.50

5" PRO COMP 2 PLAYBACK TACHOMETERS

The Pro Comp 2 Playback tachometers allow the replay to be viewed in both half speed or full speed. Drag race teams can store several runs and review them at their convenience later. Specific features include:

Automatic Record Memory Start "ARMS": The recording is started by the normal release of the line-lock or trans-brake so the LED Playback time clock begins recording at the launch.

Two-Stage Shift Light: Allows for the fast revving first gear to be set at a lower rpm than the rest of the shifts. The LED Quick-Lite along with the Dial-In-Exactness feature gives instantaneous notice.

Four Recordings, 40 Seconds Each Memory: Store up to 4 separate runs up to 40 seconds each.

Time Elapsed Clock: Large bright LED indicates time elapsed in .01 second increments during the race or Playback.

Printer Output Capability: With the use of model 9140 Printer Interface, listed below, the recording can be downloaded to a printer.

Peak RPM Control: The highest rpm that occurred can be viewed both during the race or Playback.

Remote Control Module: An optional 8' extension cable, model 5220, allows the control to be moved so the driver or crew can operate the Playback features in a convenient location.

Start-Stop Control: "Start" and "Stop" control buttons permit Playback rpm and ET to be "Frozen" manually, at any point in the run, for easy reading of data.

Peak Shift Catcher: During playback, the tach can automatically freeze the pointer and LED clock at each gear shift. This allows ample time to record shift points and time between each shift.



6861

PLAYBACK TACHOMETER

PART #	RPM	RANGE	DESCRIPTION	PRICE
6861	9,000	SINGLE	-	\$619.67
6871	9,000	SINGLE	ULTIMATE	\$765.72

PRO-SHIFT LITE

The Pro-Shift is an independently operating shift light with advanced microcircuitry. The shift-point is selected by inserting a precisely calibrated rpm module "Pill" into the unit. The amber light activates when the engine reaches the chosen rpm. A variety of clearly marked rpm module "Pills" are available. **Note: #5340 may be adjusted to 4-6-8 cyl. #5341 & #5342 are fixed to 8-cyl. but may be used on 4 or 6-cyl. by using less chip. For example, 4-cyl. installation with 3,000 rpm chip will "light up" at 6,000 rpm.**



5340 / 5342

QUICK-LITE SHIFT-LITE

This LED shift light is a replacement option on Auto Meter tachometers with the larger size light or any other accessory RPM triggering device.



5330

PART #	DESCRIPTION	DETAIL	PRICE
5340	PRO-SHIFT LITE	STD/ELEC	\$129.68
5342	PRO-SHIFT LITE	VERTEX OXC/SUPER MAG	\$124.99
5353*	3000 RPM MODULE KIT	3,000-3,800	\$37.66
5354*	4000 RPM MODULE KIT	4,000-4,800	\$37.66
5355*	5000 RPM MODULE KIT	5,000-5,800	\$37.66
5356*	6000 RPM MODULE KIT	6,000-6,800	\$37.66
5357*	7000 RPM MODULE KIT	7,000-7,800	\$37.66
5358*	8000 RPM MODULE KIT	8,000-8,800	\$37.66
5359*	9000 RPM MODULE KIT	9,000-9,800	\$37.66
5360*	10,000 RPM MODULE KIT	10,000-10,800	\$37.66
5361*	11,000 RPM MODULE KIT	11,000-11,800	\$37.66
5330	QUICK-LITE SHIFT LITE	-	\$59.80

* Each kit contains five chips.



2-5/8" PYROMETER

In professional racing applications, a superior quality Pyrometer is required to measure cylinder head or exhaust gas temperatures. These Pyrometers feature fast responding rugged meter movements. Probe is required for operation of Pyrometer gauge.



6561

PART #	DESCRIPTION	DETAIL	PRICE
6561	PYROMETER	0-1600° F.	\$95.14
5246	STAINLESS RACING PROBE	3/16" DIA., 10' LONG	\$100.05
5248	SPARK PLUG PROBE	6 FT. WIRE	\$91.52



5248

TACH PLAYBACK RECORDER & PRINTER INTERFACE

Converts any Auto Meter tachometer, except Magneto type, into a Playback recording device. Full runs can be replayed at full or half speed and viewed on a LED clock (included).

Features include:

- ARMS "Automatic Record Memory Start"
- Time Elapsed Clock
- Four Recordings, 40 Seconds Each Memory Block
- Printer Output Capability

The Printer Interface directly downloads a Playback tach, Playback Recorder, or LTM to a printer without the need for a computer. Printer requirements are for almost any format emulating the Epson 9 or 24 pin dot matrix. Printer will operate with the 9140 Interface.



9140

PART #	DESCRIPTION	PRICE
9150	TACH PLAYBACK RECORDER	\$381.22
9140	PRINTER INTERFACE FOR PLAYBACK TACH/RECORDER	\$270.95

9150

PRO LIGHT / GAUGE ACCESSORIES

PRO-LITE WARNING LIGHT MINI PRO LIGHT

Gives you unmistakable warning in the midst of racing action when there is no time to monitor gauges - 1-5/8" dia. lens x 5" long. Mini Pro-Lite measures 5/8" dia. x 3-1/2" long. **Note: Pro-Lite should be used in conjunction with gauge to give first alert to potential problems.**



3240



3238

3239

PART #	DESCRIPTION	DETAIL	PRICE
3238	MINI PRO-LITE	SILVER	\$50.43
3239	MINI PRO-LITE	BLACK	\$49.56
3240	PRO-LITE	RED LENS	\$48.55
3241	PRESSURE SENDER	18 PSI	\$30.90
3242	PRESSURE SENDER	30 PSI	\$30.90
3243	PRESSURE SENDER	50 PSI	\$30.90
3246	TEMP SENDER	187°-203° F	\$34.27
3247	TEMP SENDER	210°-230° F	\$34.27
3250	LENS KIT	BLUE	\$9.33
3251	LENS KIT	YELLOW	\$9.33
3252	LENS KIT	RED	\$9.33



3241
3242
3243



3246/3247



3250



PRO-CONTROL RPM CONTROL UNIT

Can be used as rev-limiter, air shift activator or nitrous oxide trigger. As rev-limiter, it guards against over-revving by allowing 100% power until reaching the pre-set rpm level. Models without reset button interrupt ignition power for a fraction of a second. Models with reset button are for super-charged (blown) engines. Reset unit shuts off engine completely.



IGNITION INTERRUPTER WITHOUT RESET			
PART #	IGNITION	DETAIL	PRICE
5301	STD/ELEC	-	\$195.93
5302	VERTEX OAC/ MSD PRO MAG	-	\$197.89
5309	VERTEX OXC/ SUPER MAG	BYPASS DELAY	\$277.79

SHUT DOWN WITH RESET			
PART #	IGNITION	DETAIL	PRICE
5306	VERTEX OXC/ SUPER MAG	BYPASS DELAY	\$245.52

NOTE: OAC has internal coil, OXC has external coil

TIRE PRESSURE GAUGE

Accurate repetitive readings can be recorded with this rugged Auto Meter tire gauge. Wide range of operation, 0 - 60#, holds reading until reset button is depressed.



PART #	DESCRIPTION	PRICE
2343	TIRE PRESSURE GAUGE	\$29.43





A



B



2242



2254 / 2258 / 2259

2-1/16" GAUGE ACCESSORIES				
REF	PART #	DESCRIPTION	DETAIL	PRICE
A	2203	CHROME CUP	-	\$32.02
B	2204	BLACK CUP	-	\$19.68
-	2237	ALUM GAUGE PANEL	2-HOLE BLACK	\$16.52
-	2242	REPL SENDER OIL PRESS	ELEC, 100#	\$46.03
-	2254	REPL SENDER TEMP	ELEC, PRE-1995	\$16.73
-	2258	REPL SENDER TEMP	ELEC, 1995 & AFTER	\$16.73
-	2259	REPL SENDER TEMP	CYL HEAD, 340 1995 & AFTER	\$12.41

2-5/8" GAUGE ACCESSORIES				
REF	PART #	CUP	GAUGES	PRICE
A	3201	CHROME	ALL ELEC	\$33.56
B	3202	BLACK	ALL ELEC	\$19.95
A	3203	CHROME	MECH TEMP/ PRESS	\$33.56
B	3204	BLACK	MECH TEMP/ PRESS	\$19.95
A	5201*	CHROME	LIQUID FILLED	\$32.80
B	5202*	BLACK	LIQUID FILLED	\$23.49

* Fits both pressure or temp gauges.



3226



2265



2286 / 2287



3209

MISCELLANEOUS GAUGE ACCESSORIES				
PART #	DESCRIPTION	DETAIL	PRICE	
2265	ADAPTER	1/8 NPT FEMALE TO 10MM MALE	\$12.16	
2286	TRANS TEMP ADAPTER	3/8" O.D. TUBE	\$47.22	
2287	TRANS TEMP ADAPTER	5/16" O.D. TUBE	\$47.22	
3209	TACH SHOCK STRAP KIT	-	\$17.76	
3214	(3) BULB BOOTS	RED	\$3.91	3214 / 3215
3215	(3) BULB BOOTS	GREEN	\$3.91	
3226	NYLON TUBING KIT	1/8" DIA./12 FT.	\$11.45	
3257	3' EXTENSION WIRE	QUICK LITE	\$21.64	3257
3262	FUEL GAUGE SENDER	240 OHMS EMPTY/33 OHMS FULL	\$46.08	
5210	INDUCTIVE TRIGGER	-	\$78.02	5210
5220	8' EXTENSION WIRE	PLAYBACK TACHS	\$60.11	



3214 / 3215



3257



3262



5210

SAFETY



High quality Crow restraints are assembled with the best hardware and webbing available. Each restraint is backed by years of safety equipment experience and features pull-down adjusters.

LATCH AND LINK RESTRAINTS

These 5-way driver restraints feature a 55" long 3" wide seat belt with pull down adjustment and built in latch guard. Each set includes a 2" wide anti-submarine belt and 3" wide shoulder harness.



Twin Harness



Y Harness

TWIN HARNESS			
PART #	DESCRIPTION	COLOR	PRICE
C11062	BOLT-IN	RED	\$79.95
C11063	BOLT-IN	BLUE	\$79.95
C11064	BOLT-IN	BLACK	\$79.95
C11067	BOLT-IN	GRAY	\$79.95


Meets SFI 16.1 specification.

Y HARNESS			
PART #	DESCRIPTION	COLOR	PRICE
*C11082	BOLT-IN	RED	\$79.95
*C11083	BOLT-IN	BLUE	\$79.95
*C11084	BOLT-IN	BLACK	\$79.95
*C11087	BOLT-IN	GRAY	\$79.95

* Y harness does not meet SFI specs.

GROW RESTRAINT COLOR OPTIONS

All Crow restraints featured in this catalog are available in your choice of these four colors.



Black



Red



Blue



Gray

Racers: Be sure to request current dates on restraints when ordering.

RESTRAINTS

ROTARY CAM LOCK

The precision Rotary Cam Lock system is considered the top of the line in driver restraint systems. With a 50" long, 3" wide seat belt, these 5-way driver restraints include a 3" shoulder harness and a 2" antisubmarine belt. Meets SFI 16.1 specifications.



Twin Harness

TWIN HARNESS			
PART #	DESCRIPTION	COLOR	PRICE
C11102	BOLT-IN	RED	\$144.96
C11103	BOLT-IN	BLUE	\$144.96
C11104	BOLT-IN	BLACK	\$144.96
C11107	BOLT-IN	GRAY	\$144.96



Y Harness

Y HARNESS			
PART #	DESCRIPTION	COLOR	PRICE
*C11122	BOLT-IN	RED	\$144.96
*C11123	BOLT-IN	BLUE	\$144.96
*C11124	BOLT-IN	BLACK	\$144.96
*C11127	BOLT-IN	GRAY	\$144.96

* Y harness does not meet SFI specs.

CROW
ENTERPRIZES

PRO DRAG RESTRAINT

This racing version features rotary cam lock release and wrap around attachment. Covered with flame retardant material for extra protection. Meets SFI 16.1 specifications.



PART #	DESCRIPTION	COLOR	PRICE
C11164	WRAP AROUND	BLACK	\$169.95

MOUNTING HARDWARE

Floor mount snap with eye bolt. One each per set.



PART #	DESCRIPTION	PRICE
C11546	MOUNTING HARDWARE	\$6.46

TENSION SPRINGS

Provides additional adjuster tension to 3" side belts or harness. Sold in set of four.



PART #	DESCRIPTION	QTY. PER PACK	PRICE
C11550	TENSION SPRINGS	4	\$8.95

RESTRAINTS

BUGGY RESTRAINTS

Designed for off-road and buggy applications, not for competition use. These 3-way restraints feature a Y harness. Standard latch and link mechanism with pull down adjustment. Does not meet SFI specs.



3" x 3" SYSTEM			
PART #	DESCRIPTION	COLOR	PRICE
C20142	BOLT-IN	RED	\$72.95
C20143	BOLT-IN	BLUE	\$72.95
C20144	BOLT-IN	BLACK	\$72.95
C20147	BOLT-IN	GRAY	\$72.95

3" x 2" SYSTEM			
PART #	DESCRIPTION	COLOR	PRICE
C11202	BOLT-IN	RED	\$69.95
C11203	BOLT-IN	BLUE	\$69.95
C11204	BOLT-IN	BLACK	\$69.95
C11207	BOLT-IN	GRAY	\$69.95

HARNESS PADS

Constructed of flame retardant material. Slips over 3" wide belts providing extra comfort. Sold in pairs.



PART #	PADS	QTY. PER PACK	PRICE
C11562	RED	2	\$24.95
C11563	BLUE	2	\$24.95
C11564	BLACK	2	\$24.95

ARM RESTRAINTS

Helps keep hands and arms inside vehicle during a rollover. Fully adjustable, assembled with flame retardant material. Fits both latch and rotary style belts. Sold in pairs.



PART #	RESTRAINTS	QTY. PER PACK	PRICE
C11572	RED	2	\$27.98
C11573	BLUE	2	\$27.98
C11574	BLACK	2	\$27.98

Professional parachute engineers with over 25 years of experience design Stroud chutes. The unique tri-form design launches easier and opens softer than older quad-form designs. A complete set of illustrated maintenance and packing instructions are included with every Stroud parachute.

Our standard stocking color is black.

Other color choices of red, blue, white, hot pink, orange, or yellow may be special ordered. Parachute includes pack bag and pilot chute, release cable must be purchased separately (see pg. 125). Also available on every chute listed is the optional launcher upgrade. The Launcher eliminates the need for the pilot chute. These spring loaded or CO2 activated versions are easy to load and provide positive chute deployment.



DESCRIPTION	STANDARD CHUTE		CHUTE WITH SPRING LAUNCHER		CHUTE WITH CO2 LAUNCHER	
	PART #	PRICE	PART #	PRICE	PART #	PRICE
SUPER COMP	ST4001	\$270.00	ST4001-L-S	\$575.00	ST4001-L-A	\$575.00
JR DRAGSTER	ST4011	\$125.00	-	-	-	-
SUPER GAS	ST4101	\$300.00	ST4101-L-S	\$605.00	ST4101-L-A	\$605.00
COMP ELIMINATOR	ST4201	\$325.00	ST4201-L-S	\$630.00	ST4201-L-A	\$630.00
PRO STOCK	ST4301	\$365.00	ST4301-L-S	\$670.00	ST4301-L-A	\$670.00
FUEL RAIL	ST4501	\$430.00	ST4501-L-S	\$735.00	ST4501-L-A	\$735.00
FUEL FUNNY	ST4701	\$450.00	ST4701-L-S	\$755.00	ST4701-L-A	\$755.00
VW SEDAN	ST4101-V	\$300.00	ST4101-V-L-S	\$605.00	ST4101-V-L-A	\$605.00

Chute size requirements are based on the type of car, weight, and speed. Correct chute selection is very important. Call us if help is needed.



CO2 Launcher



Spring Launcher

REPLACEMENT PARTS

We stock many replacement parts to maintain your Stroud parachute.



PART #	DESCRIPTION	PRICE
ST471	SMALL PILOT CHUTE (7-1/4" DIA. SPRING)	\$70.00
ST472	LARGE PILOT CHUTE (8" DIA. SPRING)	\$75.00
ST473-1	PACK BAG STD FITS 400 & 410 CHUTES	\$55.00
ST473-3	PACK BAG LG FITS 420 & 430 CHUTES	\$55.00
ST474-1	FIREPROOF PACK BAG STD FITS 400 & 410 CHUTES	\$80.00
ST474-3	FIREPROOF PACK BAG LG FITS 420 & 430 CHUTES	\$80.00



TECH TIP

Parachutes serve two useful functions:

- 1) to slow you down
- 2) to keep your car straight.

Make it a practice of releasing your parachute every time you cross the finish line - if you wait until you are out of control, it may be too late (at 150 mph you will travel 300 ft. before your chute becomes effective.)


DRAG CHUTE CABLE KIT

Kit simplifies installation of cable release system for a parachute. Includes standard 15 foot solid wire core, clip type cable with exposed .075" wire on one end (may be cut to desired length), CNC machined aluminum lever, clevis end, cable mounting hardware, and weld-on tabs. The threaded rod is 10-32 NF and the housing measures .343" diameter.



C42-509

PART #	DESCRIPTION	PRICE
C42-509	CHUTE CABLE KIT	\$66.95
C42-510	LEVER ONLY	\$12.95
815-15	15' CABLE ONLY	\$36.40



PARACHUTE MOUNT KIT

Universal chromoly mount kit can be mounted to rear end of dragster or back of door car to provide secure support for most parachutes. Measures 7-1/8" x 7-1/8" and includes four 12" long support tubes.

PART #	DESCRIPTION	PRICE
C72-200	PARACHUTE MOUNT KIT	\$58.95

CHUTE/SHUT OFF LEVER

Universal aluminum lever measures 5" long by 3/16" thick with 3/16" diameter holes.



PART #	DESCRIPTION	PRICE
C42-510	CHUTE/SHUT OFF LEVER	\$12.95



CHASSIS SHOP MANUALS/APPEL

THE SOURCE FOR PERFORMANCE PRODUCTS
www.ChassisShop.com

SPORTSWEAR

A. POLO SHIRT- WHITE

PART #	SIZE	PRICE
C97-130	S	\$32.95
C97-131	M	\$32.95
C97-132	L	\$32.95
C97-133	XL	\$32.95
C97-134	XXL	\$34.95



B. SWEATSHIRT- BLACK

PART #	SIZE	PRICE
C97-151	M	\$20.95
C97-152	L	\$22.95
C97-153	XL	\$22.95
C97-154	XXL	\$22.95

C. T-SHIRT- RED

PART #	SIZE	PRICE
C97-110	S	\$16.95
C97-111	M	\$16.95
C97-112	L	\$16.95
C97-113	XL	\$16.95
C97-114	XXL	\$17.95



D. CAP- BLACK W/ RED TRIM

PART #	BLACK CAP	PRICE
C97-105	W/ RED TRIM	\$13.50

E. DECALS

PART #	SIZE	PRICE
C97-100	SMALL	\$0.50
C97-101	LARGE	\$1.00



F. BANNER

PART #	SIZE	PRICE
C97-103	18" x 54"	\$9.95

MANUALS

C80-022 METAL FAB HANDBOOK

How to build structurally sound, good-looking metal parts for custom street rods, race cars, or restorations. Over 350 step-by-step photos and instructions illustrate welding, metal shaping, and design techniques.

C80-031 TURBOCHARGERS

How to select and install the correct turbo for 50% to 300% high performance improvement. "Everything you could possibly need to know about turbochargers for automotive applications is in this book." –POPULAR CARS.



PART #	DESCRIPTION	PRICE
C80-022	METAL FAB HANDBOOK	\$19.95
C80-031	TURBOCHARGERS	\$19.95

C80-010 DOOR SLAMMERS

Absolutely the most complete book on door slammer chassis science ever written. Chapters include: Chassis Theory, Chassis Structure, Shocks & Springs, Front Suspension, Rear Suspension, Brake Systems, and Tires & Testing. A must for every serious racer or auto enthusiast.

C80-021 WELDER'S HANDBOOK

Contains innovative instructions for all types of welding, particularly automotive, aviation, arts & crafts, as well as home repair. Practical projects and certification test procedures are included. Discusses processes, equipment, safety, and techniques.



PART #	DESCRIPTION	PRICE
C80-010	DOOR SLAMMERS	\$29.95
C80-021	WELDER'S HANDBOOK	\$19.95



C97-106



C97-168



C97-170



C97-172



C97-160



C97-165

PART	DESCRIPTION	PRICE
C97-106	PRO-WERKS HAT	\$13.50
C97-120	"PRO-WERKS T-SHIRT, BLACK, SMALL"	\$16.95
C97-121	"PRO-WERKS T-SHIRT, BLACK, MED"	\$16.95
C97-122	"PRO-WERKS T-SHIRT, BLACK, LG"	\$16.95
C97-123	"PRO-WERKS T-SHIRT, BLACK, XL"	\$16.95
C97-124	"PRO-WERKS T-SHIRT, BLACK, XXL"	\$17.95
C97-160	PRO-WERKS DECAL	\$1.00
C97-165	PRO-WERKS BANNER	\$6.40
C97-168	PRO-WERKS MUG	\$6.95
C97-170	PRO-WERKS PLAYING CARDS	\$2.95
C97-172	PRO-WERKS STOOL	\$69.50

C97-120



STABILIZERS/TRAILER ACCESSORIES

CHASSIS STABILIZER

Stabilizes chassis movement during transport, reducing chassis fatigue, and suspension wear on dragsters or door cars. Easily inflated, includes 30# safety valve to prevent over inflation. Very durable, 1/2" thick rubber.



C72-071

C72-075



C72-070

PART #	DESCRIPTION	DETAIL	PRICE
C72-071	7" x 24" MIDGET STABILIZER	INFLATES UP TO 4"	\$358.80
C72-076	WALL MOUNT	ROUND	\$54.52
C72-070	18" DIA. ROUND STABILIZER	INFLATES UP TO 10"	\$358.80
C72-075	6' HOSE EXTENSION	FITS BOTH STYLES	\$38.92



C72-076

NARROW WHEEL CRADLES

May be permanently attached to floor of trailer for positioning of car in trailer. Available in narrow size for dragster front wheels, sold as pair.



PART #	DESCRIPTION	PRICE
C72-079	NARROW WHEEL CRADLES	\$202.72

DOOR CAR WHEEL CRADLES

This version of the wheel cradles accepts cars with wide front tires. Provides location and stabilizes car in your trailer. Sold as pair.



PART #	DESCRIPTION	PRICE
C72-078	WIDEWHEEL CRADLES	\$202.72

FLOOR JACK WHEEL CRADLES

These floor jack wheel cradles are designed to keep the floor jack from moving while transporting to the track.



PART #	DESCRIPTION	PRICE
C72-074	FLOOR JACK CRADLES	\$82.60



**FREE DUFFLE BAG
WITH ANY MAC'S
PACK PURCHASE!**



ULTRA PACK

For the ultimate in versatility, you will want this ultra pack. For most complicated tie-down applications, this premium package includes (4) 8' ratchet straps, (4) axle straps, and a free duffle bag. 10,000 lb. capacity.



PART #	DESCRIPTION	PRICE
4-PS3-8-R	RED STRAPS	\$149.95
4-PS3-8-B	BLUE STRAPS	\$149.95
4-PS3-8-K	BLACK STRAPS	\$149.95
4-PS3-8-Y	YELLOW STRAPS	\$149.95



**SPREADER BAR TIRE
TIE DOWN**


Ideal for the rear of a sprint car or dragster with wide rear tires. Constructed with a twisted snap hook on the fixed end and a direct hook ratchet for tensioning. Sold in pairs.

PART #	DESCRIPTION	PRICE
WNSB-1-R	SPRINT CAR	\$125.00
WNSB-2-R	DRAG CAR	\$125.00



SUPER PACK

For a little more flexibility, try the MAC'S super pack. This kit includes (4) 8' combo straps and a free duffle bag. 10,000 lb. capacity.



PART #	DESCRIPTION	PRICE
4-PS2-8-R	RED STRAPS	\$124.95
4-PS2-8-B	BLUE STRAPS	\$124.95
4-PS2-8-K	BLACK STRAPS	\$124.95
4-PS2-8-Y	YELLOW STRAPS	\$124.95



VALUE PACK

This value pack gives you everything needed to safely tie-down your vehicle, at a great economical price. Includes (2) adjustable tie-back straps, (2) 8' combo straps, and a free duffle bag. 10,000 lb. capacity.



PART #	DESCRIPTION	PRICE
4-PS1-8-R	RED STRAPS	\$99.95
4-PS1-8-B	BLUE STRAPS	\$99.95
4-PS1-8-K	BLACK STRAPS	\$99.95
4-PS1-8-Y	YELLOW STRAPS	\$99.95





Date: _____

Customer # _____

NAME: _____

BILL TO: ADDRESS: _____ CITY: _____ STATE: _____

ZIP CODE: _____ PHONE: () _____

NAME: _____

SHIP TO: ADDRESS: _____ CITY: _____ STATE: _____

ZIP CODE: _____ PHONE: () _____

METHOD OF PAYMENT:

COD (Certified CK or Money Order) CARD NUMBER: _____
 Bankcard (VISA, MC, DISC, or AM EXP) EXP. DATE: _____ THREE DIGIT #: _____
 Prepaid (Certified CK or Money Order) NAME ON CARD: _____

METHOD OF SHIPMENT: UPS GROUND *UPS NEXT DAY (RED) UPS SECOND DAY (BLUE)
 *UPS THIRD DAY (ORANGE) TRUCK

*AVAILABLE IN CONTINENTAL US ONLY

PART NO.	DESCRIPTION	QTY.	PRICE	TOTAL
NOTE: MICHIGAN RESIDENTS ADD 6% SALES TAX			SUB TOTAL	
CALL FOR APPROX. SHIPPING EXPENSE FOR PRE-PAID ORDERS			TAX	
ON PRE-PAID ORDERS THAT INCLUDE INSUFFICIENT PAYMENT			SHIPPING	
THE BALANCE WILL BE SENT C.O.D.			TOTAL	

1931 N. 24th Ave. Mears, MI 49436
 Orders 1-800-530-9494 Tech (231) 873-3640 Fax (231) 873-0218
 www.ChassisShop.com

PRODUCT INDEX

Adapters, Aluminum -A-	92	Brakes, Staging.....	59	Fill Caps..... -F-	39
Adapters, Steel.....	100	Brass Olives.....	99	Filters, In-Line.....	97
Adjustable Pedal Mount.....	64	Brass Tee.....	100	Fittings, Brake.....	70
Air Bottle Knobs.....	36	Bulkhead Fittings.....	95	Flame Guard.....	87
Air Bottles.....	36	Bulkhead Fittings, Steel.....	101	Flanges, Exhaust.....	85
Aluminum Adapters.....	92	Bulkhead Nuts.....	94	Floor Jack Wheel Cradles.....	128
Aluminum Bungs.....	86	Buna O rings.....	96	Front Axle.....	47
Aluminum Caps.....	96	Bungs.....	86	Front Wings.....	32
Aluminum Donuts.....	82	Bushing, Steering.....	52	Fuel Level Sender.....	113
Aluminum Hard Line.....	98	Bushings.....	14	Fuel Pump Relay.....	106
Aluminum Hose End.....	89	Bushings, Stud.....	42	Funny Car Box.....	53
Aluminum Plate.....	1	Butterfly Wheels.....	50	Fuse Center.....	105
Aluminum Tube Nuts.....	98	Cables and Accessories -C-	78	Gas Pedal, Dragster..... -G-	65
Aluminum Tube Sleeves.....	98	Cage Kits.....	7	Gas Pedal, Flat.....	66
Aluminum Tubing.....	2	Calipers, Brake.....	67	Gaskets.....	85
AN Plugs and Caps.....	96	Canards.....	32	Gauge Accessories.....	120
AN Washers.....	11	Caps.....	39	Gauges.....	110
Apparel.....	126	Caps, Aluminum.....	96	Gussets.....	18
Apparel.....	127	Carburetor Adapters.....	97	Hand Brakes..... -H-	59
Arm Restraints.....	123	Cards.....	127	Harness Pads.....	123
Axle, Front.....	47	Chassis Stabilizer.....	128	Hats.....	126
Balance Bars -B-	61	Chromoly Bar.....	4	Hats.....	127
Balance Bars.....	63	Chromoly Brackets.....	21	High Flow Bungs.....	86
Banjo Fittings, Steel.....	99	Chromoly Clevis.....	19	High Misalignment Bushings.....	14
Banjo Hose End.....	91	Chromoly Plate.....	1	Hose End Wrenches.....	88
Banners.....	126	Chromoly Tabs.....	19	Hose Ends.....	89
Banners.....	127	Chromoly Tubing.....	3	Hose Ends, Steel.....	99
Bar.....	4	Chute Cable Kit.....	125	Hose, NACA.....	30
Bar Mounts.....	37	Chute Mount Kits.....	125	Hose, Pre-Assembled.....	98
Battery Couplers.....	109	Chutes.....	124	Housing Ends.....	42
Battery Terminals, Remote.....	109	Clamps.....	37	Hydraulic Throttle.....	66
Bend Information.....	5	Clecos.....	28	Ignition Wires..... -I-	104
Bends, U, 90 Degree.....	82	Clevis.....	19	Indicator Lamps.....	107
Blow Off Valve.....	84	Clutch Kit.....	41	In-Line Filters.....	97
Boost Memory Kit.....	111	Clutch Pedals.....	61	Instruction Books.....	127
Bottle Knobs.....	36	CO2 Bottles.....	36	Instrument Cover.....	119
Bottle Mounts.....	38	CO2 Regulators.....	36	Intake Manifolds.....	84
Bottles, CO2.....	36	Coffee Mug.....	127	Jam Nuts..... -J-	11
Brackets.....	17	Combo Bends.....	83	Jamb Tac Connectors.....	108
Braid Separator Tool.....	101	Control Levers.....	60	Lateral Limiter Kit..... -L-	41
Braided Hose.....	87	Coupler, Rear End.....	42	Launch Control.....	70
Braided Hose, Gauge.....	114	Cradles, Wheel.....	128	Lever, Shut Off.....	125
Brake Accessories.....	74	Crush Washers.....	99	Levers, Brake, Control.....	60
Brake Calipers.....	67	Cushioned Clamps.....	88	Lights, Indicator.....	107
Brake Fluid.....	69	Decal..... -D-	127	Magneto Parts..... -M-	104
Brake Gauge.....	69	Dial-A-Boost.....	84	Magneto Signal Converter.....	114
Brake Kits, Front.....	71	Dimple Tools.....	26	Manuals.....	127
Brake Kits, Rear.....	73	Donuts.....	82	Master Cut-Off Switches.....	108
Brake Levers.....	60	Doubler Plates.....	27	Master Cylinders.....	55
Brake Line.....	98	Dragster Noses.....	31	Midget Stabilizer.....	128
Brake Line Fittings.....	70	Dragster Pedal Assembly.....	65	Mild Steel Brackets.....	17
Brake Pads.....	67	Drop Boxes.....	1	Mild Steel Combo Bends.....	82
Brake Pedal, Dragster.....	65	Dzus Tool.....	27		
Brake Pedals.....	61	Econ-O-Fit Hose Ends..... -E-	87		
Brakes, Hand.....	59	Exhaust.....	82		

PRODUCT INDEX

Mild Steel Donuts	82	Rod Ends	12	Strut Kits, Wing	34
Mild Steel Gussets	18	Roll Bar Padding	7	Stud Bushings	42
Mild Steel Tabs	15	Rotor Hats	74	Sweatshirts	126
Mild Steel Tubing	2	Rotors	73	Switch Panel	50
Mild Steel U-Bends	82	RPM Module Kits	118	Switch Panels	105
Motor Plates	22	Saddle Mounts	22	Switch, Push Button	108
Mounting Hardware, Harness	122	Safety Harness	121	Switches, Rocker	106
Mug	127	Safety Restraints	121	Switches, Waterproof	108
NACA Ducts	30	Safety Washers	14	Tab.....	15
Neck Mounts	37	Seals It Washers	14	Tach Playback Recorder.....	118
Noses, Dragster	31	Seat Belts	121	Tee, Aluminum	94
Nuts	11	Sender, Fuel Level.....	113	Tee, Brass	100
Nylock Nuts	11	Sender, Oil Pressure.....	120	Tee, Steel.....	99
Nylon Washers	96	Sender, Trans Temp.....	120	Teflon Hose	98
Oil Thermostat	97	Separators	88	Tension Spring, Harness	122
Olives, Brass	99	Shift Lite	118	Terminal Kits.....	108
Pads, Harness	123	Shirts	126	Threaded Slot Clevis.....	35
Panel Fasteners.....	25	Shirts	127	Three Bar Front End Kit	47
Parachutes.....	124	Shocks.....	44	Tie Downs	129
Park Lock.....	70	Shut Off Lever	60	Tie Rod Kit, Pinto.....	52
Pedal Assemblies	64	Shut Off Lever	125	Tie Rod Tube Kit	54
Pedal Stop	62	Shutdown Relay Kit	105	Timing Box.....	104
Pedal Stop	65	Slave Cylinders	55	Tip Over Valve	97
Pedals	61	Slot Clevis.....	35	Tire Pressure Gauge.....	119
Pinto Rack Bracket.....	52	Spacers.....	42	Tool, Braid Separator.....	101
Pinto Rack-N-Pinion	52	Spanner Wrench	44	Torsion Bar Kit	41
Pinto Tie Rod Kit.....	52	Spindles.....	48	Tow Caps	48
Plate	1	Spreader Bars	129	Tube Adapters	9
Playing Cards	127	Spring Adjuster Tool.....	28	Tube Nuts	98
Plumbing	87	Spring Bearing	46	Tube Sleeves.....	98
Plumbing Tech Info.....	102	Springs	46	Tubing.....	1
Pre-Assembled Hose.....	98	Square Tubing.....	2	Turbo T Center Section	85
Pre-Bent Tubing	8	Stabalizers	128	U-Bends	82
Pro Box	52	Staging Brakes.....	59	U-Joints	49
Pro-Control	119	Stainless Band Clamps.....	22	Universal Clamps.....	37
Pro-Lite.....	119	Stainless Hard Line	98	Universal Joints.....	49
Proportioning Valve.....	69	Stainless Steel Donuts	82	Washers.....	11
Push Button Switch.....	108	Stainless Steel U-Bends.....	82	Washers.....	14
Quick Pins	35	Starter Relay	104	Washers Nylon	96
Quick Release, Steering.....	51	Stat-O-Seals.....	96	Washers, Aluminum Crush	99
Rack N Pinion.....	53	Steel Adapters	100	Waterproof Switches	108
Rack N Pinion.....	54	Steel Banjo Fittings.....	99	Weld In Bungs.....	86
Rear End Coupler	42	Steel Bungs	86	Welding Rod	1
Rear Wings	33	Steel Hose Ends.....	99	Wheel Cradles	128
Rectangular Tubing	2	Steel Tube Nuts.....	98	Wheel Hub	48
Regulators, CO2.....	36	Steel Tube Sleeve.....	98	Wheel Spacers.....	42
Remote Battery Terminals	109	Steering Bushings.....	52	Wheel, Ultra Light	47
Reservoirs, Remote.....	58	Steering Shaft Kits.....	47	Windscreens.....	31
Residual Valves	69	Steering Wheel, Round	49	Wing Strut Kits	34
Restraints, Arm.....	123	Steering Wheels	50	Wings.....	33
Restraints, Safety	121	Stickers.....	126	Wire	107
Rivets.....	28	Stickers.....	127	Wiring Assembly.....	105
Rocker Switches	106	Stool.....	127	Wrenches	88
		Straight Exhaust Tubes	83		
		Streamline Tubing.....	2		

1931 N. 24th Ave.
Mears, MI 49436



SHOP ONLINE

WWW.CHASSISSHOP.COM



TERMS: COD orders are accepted on a certified check or money order basis ONLY. If a COD delivery is refused we will require full prepayment for future orders. Certified checks or money orders are preferred to expedite clearance for prepaid orders. Orders not including adequate freight allowance will be sent COD for the balance. Any order under \$50.00 (excluding shipping & COD charges) will be charged an additional \$5.00 for processing.

CREDIT: No personal credit, we accept VISA, MASTERCARD, DISCOVER, and AMERICAN EXPRESS. Orders must be sent to the same name on the card.

DEPOSITS: A 50% deposit is required on custom built and special order merchandise, all deposits are non-refundable.

RETURNS: Return authorization required, 30-day limitation. All merchandise is subject to a 20% restocking fee and must accompany original invoice. No returns on custom built or special order merchandise.

DELIVERY: All merchandise will be shipped the fastest, most economical method, usually UPS Surface, unless you specify Red Label (overnight), Blue Label (2nd day), Orange Label (3 day), or another carrier such as Federal Express. Truck shipments require full prepayment.

CLAIMS: Damage claims must be made with freight carrier. Claims regarding content errors must be reported within 48 hours of receipt of order. Save all packaging for carrier inspection, and notify carrier of damage upon delivery.

INTERNATIONAL ORDERS: Unless restricted by law, we will ship to international customers. Orders outside of the UPS COD shipping territory must include full prepayment with the necessary import/export documents. Orders requiring special or additional documentation will be charged accordingly.

PRICES: Every effort possible will be made to hold published prices. All prices are subject to change without notice. We cannot accept the responsibility for typographical errors in content or pricing.

SPECIFICATIONS: Non-critical specifications are subject to change without notice.

WARRANTY: Neither the seller nor the manufacturer will be liable for any loss, damage or injury directly or indirectly arising from the use or inability to determine the use of these products. Before using the user shall determine the suitability of the product(s) for its intended use and the user shall assume all responsibility and risk in connection therewith.

THE CHASSIS SHOP PERFORMANCE PRODUCTS, INC. will, at its option, repair or replace any product(s) found to be defective due to workmanship or materials for a period of 12 months from the date of purchase. Merchandise should be returned to the CHASSIS SHOP freight prepaid and will be returned to the purchaser FOB Mears, MI.

CAUTION: Products in this catalog which alter your engine performance are "Legal in California Only for Racing Vehicles Which May Never Be Used Upon a Highway." And may not comply with requirements of other state/local laws regarding noise or emission levels.

TOLL FREE • 800-530-9494
TECH LINE • 231-873-3640
FAX • 231-873-0218
EMAIL • TECH@CHASSISSHOP.COM